



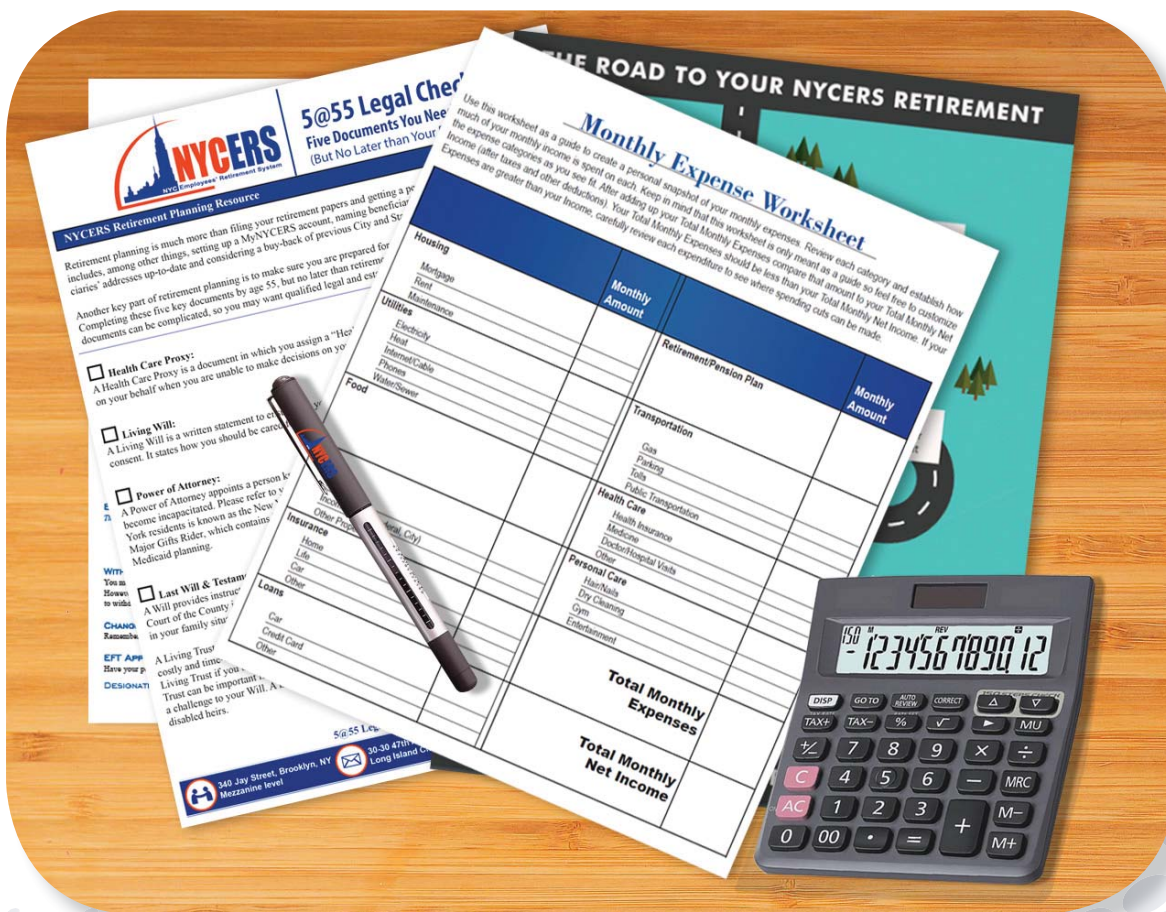
Comprehensive Pre-Retirement Planning Guide

Tier 4 & 22-Year Plan Uniformed Sanitation Force

Table of Contents

Pre-Retirement Planning	2
Monthly Budget	3
Make Your Money Work for You	4
Monthly Expense Worksheet	6
5@55 Legal Check List	7
Uniformed Sanitation Retirement Plans	10
Sanitation 20 Year Plan Brochure	11
Sanitation 22-Year Plan Brochure	13
The Road to Retirement	18
Your Steps on the Road to Retirement	19
How to Register for MyNYCERS	21
NYCERS Mobile App	23
The Filing Process	24
FAQs	26
Filing for Retirement	28
Application for Service Retirement	30
Withdrawal of Service Retirement Application	34
Request to Change or Correct Retirement Date	35
Authorization of Electronic Funds Transfer (EFT)	36
Proof of Identity	38
Birthdate Evidence Alternatives	40
The Retirement Process	41
Advance Payments	42
Allowable/Service Credit	47
Leave Without Pay (LWOP)	49
Calculation of Final Average Salary (FAS) Tier 4	50
Maximum Compensation Limit(IRC 401(a)(17))	52
Your Retirement Benefit for SA-20 Plan Members	55
Calculation of Final Average Salary (FAS) 22-Year Plan	56
Your Retirement Benefit for SA-22 Plan Members	57
Outstanding Loans at Retirement for SA-20 Plan Members	58
Retirement Options	60
Pension Finalization	83
Taxation	84
Death Benefit Process	87
After Retirement	91
Lost Check Affidavit	92
What if I Still Want to Work?	96
Returning to Public Service	98
Cost-of-Living Adjustment (COLA)	101
Change of Address Form	102
Customer Service Hours	103

Pre-Retirement Planning





Create a Monthly Budget

A monthly budget is an invaluable tool for tracking how much money you have coming into your household, and how much money is being spent. This is commonly referred to as cash flow. The goal of every worker is to have a positive cash flow, meaning your income is greater than your expenses, leaving you with a surplus of cash at the end of every month which you can then save or invest. A negative cash flow occurs when more money is being spent than brought in to the household, leaving you strapped for cash at the end of the month. In many cases this shortfall of cash is supplemented with high interest credit card debt, or dipping into savings or retirement accounts.

To create your monthly budget, use the sample worksheet on page 7 as a guide to list your monthly expenses.

After adding up all of your expenses, subtract your Total Monthly Net Income (after taxes and deductions) from your Total Monthly Expenses. If the result is a negative number, review your expenses and decide where cuts can be made. Set goals for yourself to eliminate unnecessary spending and try to identify areas where you can get a better price for similar products or services. One example might be to downgrade your cable subscription, or replace it all together with a streaming service.

Make Saving a Habit

One of the most important steps you can take toward reaching your financial goals for retirement is getting into the habit of saving. Get in the habit of setting aside a small fraction of your paycheck and try to increase that amount over time by eliminating unnecessary expenses from your monthly budget.

Make Your Money Work for You

When it comes to saving, your two best friends are time and compounding interest.

The money you save in a savings account, in your 401(k) plan, mutual funds or Deferred Compensation (Deferred Comp) account, earns interest or investment earnings. When you leave the money there, over time you also earn interest on your interest, or earnings on your earnings.

Example:

You place \$1,200.00 into an account that gives you 5% interest compounded annually. At the end of the first year, your first interest payment is \$60.00, giving you a total of \$1,260.00. Remember that the interest rate is always added to the total balance of your account. This means that at the end of Year 2, you will earn 5% interest on \$1,260.00. As a result your interest payment rises to \$63.00, giving you a total of \$1,323.00.

As you can see in the table below, these interest payments continue to grow as long as you do not withdraw anything from the account. Just by leaving your initial deposit of \$1,200 untouched, the interest earned over the course of 10 years totals \$754.67.

COMPOUND INTEREST EARNED ON \$1,200 DEPOSIT OVER TEN YEARS										
	Year 1	Year 2	Year 3	Year 4	Year 5	Year 6	Year 7	Year 8	Year 9	Year 10
Interest Earned	\$60.00	\$63.00	\$66.15	\$69.46	\$72.93	\$76.58	\$80.41	\$84.43	\$88.65	\$93.08
Total Account Value	\$1,260.00	\$1,323.00	\$1,389.15	\$1,458.61	\$1,531.54	\$1,608.11	\$1,688.52	\$1,772.95	\$1,861.59	\$1,954.67

However, to take full advantage of compounding interest, it is important to save habitually and regularly. The chart below shows what happens with a savings goal of \$100.00 every month, equaling \$1,200.00 per year for 10 years.

COMPOUND INTEREST EARNED ON MONTHLY \$100 DEPOSIT OVER TEN YEARS										
	Year 1	Year 2	Year 3	Year 4	Year 5	Year 6	Year 7	Year 8	Year 9	Year 10
Monthly Deposit of \$100	\$1,200.00	\$2,400.00	\$3,600.00	\$4,800.00	\$6,000.00	\$7,200.00	\$8,400.00	\$9,600.00	\$10,800.00	\$12,000.00
Total Interest Earned	\$32.26	\$126.13	\$284.69	\$511.18	\$809.00	\$1,181.71	\$1,633.05	\$2,166.96	\$2,787.57	\$3,499.21
Total Account Value	\$1,232.26	\$2,526.13	\$3,884.69	\$5,311.18	\$6,809.00	\$8,381.71	\$10,033.05	\$11,766.96	\$13,587.57	\$15,499.21

As you can see, the compounding interest earned by saving regularly can significantly boost your retirement nest egg. At the end of the 10-year period, the \$12,000 you saved from your earnings earned \$3,499.21 in interest payments, giving you a total of \$15,499.21.

Get an Early Start!

Although it is never too late to start saving, starting early will allow your savings more time to grow.

A 20-year-old who saves \$1,000 a year for 11 years in a row, then stops but leaves the money there to earn 7% interest, will have \$168,514 at age 65.

However, a 30-year-old who starts saving \$1,000 a year for 35 years, also earning 7%, will have only \$147,913 at age 65. Even though the 30-year-old has put in more money for more years, the money has less time to earn that compound interest.

(Source: The Department of Labor, dol.gov)

Explore Additional Resources for Planning Retirement

Financial Planning Seminars

The Financial Planning Center was established by the Office of Labor Relations to provide free educational seminars for City of New York employees. The Financial Planning Center currently offers more than a dozen seminars, presented by Certified Financial Planner™ professionals at its on-site location at 22 Cortlandt Street.

<http://www1.nyc.gov/site/olr/financialplanning/financial-planning-seminars.page>

New York City Deferred Compensation Plan (Deferred Comp)

If you are a member of the pension system and expect to collect Social Security during retirement, you may be wondering whether a Deferred Comp account will benefit you. While a pension and Social Security provide a foundation for retirement, these two income sources alone may not be enough to live comfortably and cover expenses adequately.

<http://www1.nyc.gov/site/olr/deferred/dcphome.page>

New York City Employee IRA

The New York City Employee Individual Retirement Account (NYCE IRA) is a tax-favored retirement savings vehicle. The NYCE IRA includes both a traditional IRA and a Roth IRA for the exclusive benefit of employees and former employees of the City of New York and their respective spouses.

<http://www1.nyc.gov/site/olr/nyceira/nyceirahome.page>

Monthly Expense Worksheet

Use this worksheet as a guide to create a personal snapshot of your monthly expenses. Review each category and establish how much of your monthly income is spent on each. Keep in mind that this worksheet is only meant as a guide so feel free to customize the expense categories as you see fit. After adding up your Total Monthly Expenses compare that amount to your Total Monthly Net Income (after taxes and other deductions). Your Total Monthly Expenses should be less than your Total Monthly Net Income. If your Expenses are greater than your Income, carefully review each expenditure to see where spending cuts can be made.

	Monthly Amount		Monthly Amount
Housing <hr/> Mortgage <hr/> Rent <hr/> Maintenance		Retirement/Pension Plan <hr/>	
Utilities <hr/> Electricity <hr/> Heat <hr/> Internet/Cable <hr/> Phones <hr/> Water/Sewer		Transportation <hr/> Gas <hr/> Parking <hr/> Tolls <hr/> Public Transportation	
Food <hr/>		Health Care <hr/> Health Insurance <hr/> Medicine <hr/> Doctor/Hospital Visits <hr/> Other	
Taxes <hr/> Real Estate <hr/> Income (State, Federal, City) <hr/> Other Property Taxes		Personal Care <hr/> Hair/Nails <hr/> Dry Cleaning <hr/> Gym <hr/> Entertainment	
Insurance <hr/> Home <hr/> Life <hr/> Car <hr/> Other		Total Monthly Expenses	
Loans <hr/> Car <hr/> Credit Card <hr/> Other		Total Monthly Net Income	



5@55 Legal Checklist

Five Documents You Need by Age 55 (But No Later than Your Retirement)

NYCERS Retirement Planning Resource

September 2015

Retirement planning is much more than filing your retirement papers and getting a pension check each month. Planning includes, among other things, setting up a MyNYCERS account, naming beneficiaries, keeping your own and your beneficiaries' addresses up-to-date and considering a buy-back of previous City and State service time.

Another key part of retirement planning is to make sure you are prepared for the health and legal needs you may face. Completing these five key documents by age 55, but no later than retirement, will help you have peace of mind. These documents can be complicated, so you may want qualified legal and estate planning assistance in preparing them.

Health Care Proxy:

A Health Care Proxy is a document in which you assign a "Health Care Agent" who has power to make medical decisions on your behalf when you are unable to make decisions on your own.

Living Will:

A Living Will is a written statement to ensure that your medical wishes are honored if you are unable to express informed consent. It states how you should be cared for in an emergency or if you are otherwise incapacitated.

Power of Attorney:

A Power of Attorney appoints a person known as your "agent," who handles your legal and financial affairs should you become incapacitated. Please refer to your State's Durable Power of Attorney Standard Form. The standard form for New York residents is known as the New York State Statutory Short Form Power of Attorney. This form includes a Statutory Major Gifts Rider, which contains important powers necessary for making lifetime gifts as well as implementing tax and Medicaid planning.

Last Will & Testament/Living Trust:

A Will provides instructions on the distribution of your assets upon your death and goes through probate in the Surrogate's Court of the County in which you resided. You should review and update your Will every few years, adapting it to changes in your family situation, assets or state laws.

A Living Trust can take the place of or be executed in addition to a Will. A Living Trust bypasses probate, which can be costly and time-consuming. It enables your named trustee to carry out your instructions as you have documented in your Living Trust if you become incapable of managing your financial, healthcare and legal affairs or upon your death. A Living Trust can be important if your assets are in more than one state, you have complex family circumstances or you anticipate a challenge to your Will. A Living Trust can also shelter your assets from creditors and provide for special needs of disabled heirs.

5@55 Legal Checklist #726 - Page 1 of 2



340 Jay Street, Brooklyn, NY
Mezzanine level



30-30 47th Avenue, 10th Floor
Long Island City, NY 11101



(347) 643-3000



www.nycers.org

Location of Key Documents, Accounts and Online Accounts:

Keeping a list of all your important papers, accounts and online accounts, including their locations, is important to assist your family or agent in the event you become incapacitated or die. Your list should include the following along with their locations:

- Will, power of attorney, health care proxy, trust agreements
- Names and contact information of people to notify if you are incapacitated or pass away
- Safe deposit box and key
- Combination or key to safe
- Life, health, long-term care, homeowners, car insurance policies
- Car ownership papers
- Banking and savings accounts
- Credit and debit cards
- Brokerage accounts
- Retirement and deferred compensation/IRA accounts
- Employment contracts
- Titles and deeds
- Notes and mortgages
- Tax filings
- Stored and loaned items
- Your birth certificate
- Military discharge papers
- Marriage certificates, divorce and separation papers
- Spouse and children's records
- Passport
- Copies of NYCERS applications (beneficiaries, retirement option)
- Social Security Card

The list of your online accounts should include:

- Website address of each account
- Name of each account
- Your user name and password for each account
- All of your email addresses

The documents listed above can be complicated, so you may want to seek qualified legal and estate planning assistance in preparing them.



Tier 4 & 22-Year Uniformed Sanitation Retirement Plans (SA-20 & SA-22)





Sanitation 20 Year Plan for Tier 4 Members (SA20)

Tier 4

September 2002

The Sanitation 20-Year Retirement Program is available ONLY to employees in the uniformed-force of the NYC Department of Sanitation. (See Allowable Service for a list of titles.)

Words that are italicized throughout this brochure have special meaning and possibly require further explanation. Definition of terms can be found on the back of this brochure.

ELIGIBILITY

Anyone who was a NYCERS member and employed in the uniformed-force of the NYC Department of Sanitation on July 24, 1992 had the option to participate by filing an election form by October 21, 1992. **THIS OPTION HAS EXPIRED.**

Participation is **OPTIONAL** for anyone who was a Tier 4 member before July 24, 1992, and later became employed in the uniformed-force of the NYC Department of Sanitation. Such a person may elect to become a participant by filing election form #175 with NYCERS within 90 days after becoming employed in the uniformed-force.

Participation is **MANDATORY** for any employee of the uniformed-force of the NYC Department of Sanitation who becomes a Tier 4 member after July 24, 1992. Such a member will automatically become a participant in this program on the date they join NYCERS.

If you terminate service as a uniformed-force employee of the NYC Department of Sanitation and later return to such service, you will be mandated to participate in this program on the date of return.

If you cease to hold a position qualifying for participation, you shall not be eligible for the benefits of this program.

ALLOWABLE SANITATION SERVICE

Allowable Sanitation Service includes:

Credited Service rendered as a member of the uniformed-force of the NYC Department of Sanitation.

Credited Service rendered in another uniformed-force immediately

prior to becoming a member of the uniformed-force of the NYC Department of Sanitation (NYC Housing Police, NYC Transit Police, and the NYC Department of Correction).

Credited Service rendered in the uniformed-force of the NYC Police Department or NYC Fire Department immediately prior to becoming a member of the uniformed-force of the NYC Department of Sanitation, if the service was transferred to NYCERS pursuant to Section 43 of the RSSL.

AMCs

In addition to the basic contributions of 3% of *Wages* that all Tier 4 members are required to pay, you must contribute *Additional Member Contributions (AMCs)* of 5.35% of gross *Wages* each payroll period for all service as a uniformed-force of the NYC Department of Sanitation member rendered on and after July 24, 1992.

You must contribute *AMCs* for the first 20 years of *Allowable Sanitation Service*.

AMCs are maintained in the Retirement Reserve Fund (RRF), which is an account maintained separately from the Members' Contribution Accumulation Fund (MCAF) account. The MCAF contains only the member's contributions of 3% of *Wages*. Both funds earn interest of 5% per-annum, compounded annually.

DEFICIENCY

Under this program if you have not paid, in full, any deficiency in *AMCs*, you will not be entitled to a Service Retirement Benefit or Vested Retirement Benefit.

If you cease to be a uniformed-force employee and withdraw your *AMCs* (and interest), and later become a participant again, you will be charged with a deficiency, including 5% per-annum statutory interest.

LOANS

You are not permitted to borrow against your *AMCs*.

ONCE AN ELECTION TO PARTICIPATE IN THE SANITATION 20-YEAR PLAN IS FILED WITH NYCERS, IT MAY NOT BE REVOKED

Sanitation 20-Year Plan #935 - Page 1



340 Jay Street, Brooklyn, NY
Mezzanine level



30-30 47th Avenue, 10th Floor
Long Island City, NY 11101



(347) 643-3000



www.nycers.org

REFUNDS

If you have less than 15 years of *Allowable Service* and cease to hold such a position, you may withdraw your *AMCs*, and interest earned thereon, for one of the following reasons:

- Death
- Resignation
- Disability Retirement
- Promotion
- Transfer
- Dismissal

Withdrawal of *AMCs* will trigger a federal tax liability and may result in a tax penalty. Repayment of any *AMC* deficiency is not eligible for Deferred treatment under federal income tax rules [IRC Section 414(h)].

Once you have 15 or more years of *Allowable Sanitation Service*, withdrawal of *AMCs* is not possible.

If you retire on a disability retirement, your benefit will be reduced according to an actuarial formula that takes into account any *AMC* deficiencies.

If you die while a participant, all of your *AMCs*, with interest, will be paid to your *Designated Beneficiary*. If you do not designate a beneficiary, payment will be made to your estate. This refund is made at the time of death, even if you have 15 or more years of *Allowable Sanitation Service*.

SERVICE RETIREMENT BENEFIT

If you have 20 or more years of *Allowable Sanitation Service*, regardless of age, you are eligible to receive a Service Retirement Benefit equal to:

- 50% **times** *Final Average Salary (FAS)* for the first 20 years of *Allowable Sanitation Service*,
plus
- 1½% **times** *Final Compensation* for each year of *Allowable Sanitation Service* in excess of 20 years
plus
- 1% **times** *Final Compensation* for each year of *Credited Service* other than *Allowable Sanitation Service*.

VESTED RETIREMENT BENEFIT

If you have at least five, but less than 20, years of *Allowable Sanitation Service*, you are eligible for a Vested Retirement Benefit that will become payable on the date that you would have completed 20 years of *Allowable Sanitation Service*, had you continued service. If you have at least five years of *Credited Service* you may vest under the 62/5 Plan.

The Vested Retirement Benefit is computed as follows:

- 2½% of *FAS* **times** the number of years of *Allowable Sanitation Service*
plus
- 1% of *Final Compensation* for each year of *Credited Service* other than *Allowable Sanitation Service*.

Note: The maximum Service Retirement Benefit (computed without optional modification) under the Sanitation 20-Year Program shall equal that which is payable upon completion of 30 years of service.

DEFINITIONS

Additional Member Contributions (AMCs) - Contributions that are in addition to the basic contributions that are required to be paid each payroll period. The *AMC* percentage for this program is 5.35%. All *AMCs* are maintained in the Retirement Reserve Fund.

Allowable Sanitation Service - Service rendered by a NYCERS member while employed by the City of New York in the positions of NYC Department of Sanitation, NYC Housing Police, NYC Transit Police, and the Department of Correction.

Credited Service - This service is rendered while a member of NYCERS; Service transferred from another NYC or NYS Public Retirement System and/or all purchased service.

Designated Beneficiary - Any person whom a member has named, by filing a properly completed form with NYCERS, to receive a survivor benefit upon the death of the member in Active Service.

Final Average Salary - The greater of the average annual Wages earned during any three consecutive calendar year periods, or the final 36 months immediately preceding the member's retirement date. Salary earned during any year included in this 3 year average can not exceed the previous 2 years by more than 10%.

Final Compensation - The average compensation earned during the five-year period immediately preceding a member's retirement, or any consecutive five-year period prior to the member's retirement that would provide him or her with the greatest compensation.

Wages - Any earnings paid for services rendered to a public employer in NYC or NYS.



Uniformed Sanitation Force 22-Year Retirement Plan (SA-22)



NYC EMPLOYEES'
RETIREMENT SYSTEM

Tier 3

October 2021

This brochure describes the obligations and benefits of the Uniformed Sanitation Force 22-Year Plan (SA-22). This plan allows participants to retire for service after rendering at least 22 years of Credited Service, regardless of age.

PARTICIPATION

Participation in the SA-22 Plan is mandated for members of the uniformed force of the New York City Department of Sanitation (Uniformed Sanitation Force) who join NYCERS on or after April 1, 2012. Participation in the SA-22 Plan is also mandated for NYCERS Members with a membership date prior to April 1, 2012 who become members of the Uniformed Sanitation Force on or after April 1, 2012.

CONTRIBUTIONS

As an SA-22 Plan participant, you are required to contribute 3% of gross wages until you attain 25 years of Credited Service, separate from City service, or retire, whichever occurs first. If you were previously in another Plan and your contributions already ceased, you will be required to make 3% contributions again upon joining the SA-22 Plan until you attain 25 years of contributions, separate from City service, or retire, whichever occurs first. Your contributions are held in the Member Contribution Accumulation Fund where they accrue interest at the rate of 5%, compounded annually. Member contributions are Federal tax-deferred, meaning that you do not pay Federal taxes on the contributions, only New York State and local taxes. Note, however, that contributions made while on Union Leave are not Federal tax-deferred.

LOANS

22-Year Plan participants may not borrow against their pension contributions. If you have an outstanding loan that you took as a member of a prior plan, your loan balance must be paid in full before you retire from the SA-22 Plan.

DEFICITS

Failure to pay any of the required contributions will result in a deficit. Members in this plan are not permitted to retire with a deficit. If a deficit is identified prior to retirement, steps will be taken to resolve it. Unpaid deficits will also impact disability and death benefits.

REFUNDS

SA-22 Plan participants who have rendered less than 10 years of Credited Service and who leave City service may apply for a refund of contributions, plus accrued interest, which effectively terminates their membership. Refunds are not possible for members with 10 or more years of Credited Service.

Withdrawal of contributions will trigger a Federal tax liability and may result in an early distribution tax penalty.

CREDITED SERVICE

SA-22 Plan participants may retire for service after completing at least 22 years of Credited Service, regardless of age.

In general, Credited Service is service rendered while a NYCERS member, previous public service or military service that was purchased, and service transferred from another public retirement system in New York City or New York State.

BUYBACK

SA-22 Plan participants may purchase previous public service rendered anywhere in New York City or New York State. The cost is 3% of the wages earned during the period you are buying back, plus 5% interest compounded annually from the date of your previous service until the date of payment.



MILITARY BUYBACK

Federal and state laws allow members to purchase service credit for time spent in U.S. Military service – the Uniformed Services Employment and Reemployment Rights Act (USERRA) and Article 20 of the New York State Retirement and Social Security Law (RSSL), respectively. Under Article 20, the cost is 6% *times* the number of years of military service being purchased *times* the salary you earned during the 12 months prior to the date of your application. Under USERRA, the cost is the equivalent of the contributions required if you had never left for military service. Interest is not factored into either cost.

VESTED RETIREMENT BENEFIT

Vesting means that you have earned the right to receive benefits in the future. SA-22 Plan participants who have **at least five years of Credited Service** may qualify for a Vested Retirement Benefit payable on the date they would have attained 20 years of Credited Service, calculated as follows:

- 2.1% *times* Final Average Salary *times* years of Credited Service; **minus**
- 50% of the member's Primary Social Security Benefit commencing at age 62, which is determined by a formula based upon wages earned from a public employer from which Social Security deductions were taken.

As an SA-22 Plan participant, you may elect to receive your Vested Retirement Benefit before the date you would have attained 20 years of Credited Service, but not earlier than age 55. In such case, the benefit will be reduced by 6.6% for each year, if any, that the member's early retirement age is in excess of age 60, and by 3.3% for each additional year by which the Vested Retirement Benefit commences prior to early retirement age (the date you would have attained 20 years of Credited Service).

For example, if you leave City service at age 54 with 16 years of Credited Service, your payability date would be age 58 without a reduction because you would have attained 20 years of Credited Service at this age if you hadn't separated from City service. But if you leave at age 54 with 16 years of Credited Service and choose your payability date to be age 56, when you would have attained 18 years of Credited Service, your permanent annual reduction would be 6.6% (3.3% per year x 2) because you are retiring two years earlier than your 20th year. If you leave City service at age 61 with 18 years of Credited Service and choose your payability date to be age 61, your permanent reduction would be 6.6% (because your early retirement age is one year greater than age 60) **plus** 6.6% (3.3% per year x 2) because you are retiring two years earlier than your 20th year.

SERVICE RETIREMENT BENEFIT

SA-22 Plan participants who have 22 or more years of Credited Service, including Credited Service prior to becoming a participant in the SA-22 Plan, are eligible to receive a Service Retirement Benefit without regard to age.

The Service Retirement Benefit payable upon accruing 22 years of Credited Service is calculated using the following formula:

- 50% of Final Average Salary (FAS); **minus**
- 50% of the member's Primary Social Security Benefit commencing at age 62, which is determined by a formula based upon wages earned from a public employer from which Social Security deductions were taken.

The Service Retirement Benefit formula does not provide any additional benefit increments for service rendered beyond 22 years.

Early Service Retirement: SA-22 Plan participants may retire with an Early Service Retirement Benefit after attaining at least 20 years of Credited Service. The Early Service Retirement Benefit is calculated as follows:

- 2.1% *times* FAS *times* 20 years of Credited Service; **plus**
- 0.33% *times* FAS *times* each month of service in excess of 20 years, but not more than 50% of FAS; **minus**
- 50% of the member's Primary Social Security Benefit commencing at age 62, which is determined by a formula based upon wages earned from a public employer from which Social Security deductions were taken.



FINAL AVERAGE SALARY (FAS)

FAS is defined as the average of wages earned by a member during any five consecutive years which provide the highest average wage. However, wages earned during any year used in an FAS calculation cannot exceed the average of the previous four years by more than 10 percent.

ESCALATION

You may be eligible for Escalation on your Service Retirement Benefit, Early Service Retirement Benefit, or Vested Retirement Benefit. Escalation is a post-retirement increase (or decrease) to your retirement benefit based on the Consumer Price Index (CPI). If the payment of benefits commences on the Full Escalation Date, which is defined as the first day of the month following the date a SA-22 Plan participant completes or would have completed 25 years of Credited Service, the Escalation is equal to the lesser of 3% or the increase in the CPI. In the event of a decrease in the CPI, the annual retirement benefit shall be decreased by the lesser of 3% or the amount of the decrease in the CPI.

Full Escalation Example:

Type of Retirement	Years of Service	Commencement of Benefit	Full Escalation?
Service	22	Defer to 25th year	Yes
Early Service	20	Defer to 25th year	Yes
Vested	15	Defer to 25th year	Yes

If you retire for service with 22 years of Credited Service or less, or separate from City service after attaining the minimum service requirement to vest and elect to receive your benefit between the date you would have completed 22 years and one month of Credited Service and the Full Escalation Date, you will be eligible for Escalation. In such event, the benefit will be 2% of FAS minus 50% of your Primary Social Security Benefit commencing at age 62. However, for each month that the benefit commences before the Full Escalation Date, the Escalation is reduced by one thirty-sixth. No Escalation is provided when the commencement of benefits is more than three years prior to the Full Escalation Date.

Reduced Escalation/No Escalation Example:

Type of Retirement	Years of Service	Commencement of Benefit	Escalation?
Service	22	Defer to 22 years, 8 months	Yes, reduced by 28/36
Early Service	20	Defer to 23 years, 6 months	Yes, reduced by 18/36
Vested	15	Defer to 24th year	Yes, reduced by 12/36

Type of Retirement	Years of Service	Commencement of Benefit	Escalation?
Service	22	Immediate	No
Early Service	20	Immediate	No
Vested	15	Defer to 20th year	No

Escalation may be provided on Ordinary Disability Benefits, Accident Disability Benefits, and Accidental Death Benefits. The Full Escalation Date for these types of benefits is the first day of the month following the date a retiree or beneficiary becomes eligible for the disability or death benefit, respectively.



DISABILITY RETIREMENT

SA-22 Plan participants who become physically or mentally incapacitated and can no longer perform the duties of their job may be eligible for either an Ordinary Disability Benefit or an Accidental Disability Benefit.

You are eligible for an Ordinary Disability Benefit if you have at least five years of Credited Service and are considered disabled by the Social Security Administration. The benefit is equal to the greater of:

- 1/3 of FAS; **or**
- 2% *times* FAS *times* years of Credited Service, but not in excess of 22 years of such service; **minus**
- 50% of the member's Primary Social Security Disability Benefit.

NOTE: Uniformed Sanitation Force members do not receive Workers' Compensation (WC) payments so there is no WC offset to disability benefits.

You are eligible for an Accidental Disability Benefit if you are found to be disabled by the NYCERS Medical Board as the natural and proximate result of an accident not caused by your own willful negligence. The benefit is calculated as follows:

- 50% of FAS; **minus**
- 50% of the member's Primary Social Security Disability Benefit or Primary Social Security Benefit, whichever begins first.

NOTE: Uniformed Sanitation Force members do not receive Workers' Compensation (WC) payments so there is no WC offset to disability benefits.

SA-22 Plan participants are not eligible for an Accident/Performance of Duty Disability Benefit equal to three-quarters of FAS, and are also not eligible for any presumptive disability benefits.

SURVIVOR BENEFITS

In the event of your death prior to retirement, your NYCERS membership entitles your beneficiary/beneficiaries to a death benefit. There are two primary types of death benefits – Ordinary Death Benefits and Accidental Death Benefits.

An Ordinary Death Benefit (ODB) is payable to your designated beneficiary/beneficiaries if you were in City service for at least 90 days and were in active service at the time of your death.

The benefit is calculated as follows:

- Three times your salary, **plus**
- A refund of your contributions, plus 5% interest

If you have at least 10 years of Credited Service, are awaiting payability of a Vested Retirement Benefit, and die prior to receiving such benefit, your beneficiaries will receive a lump-sum death benefit based on 50% of the ODB that would have been payable if you had died on your last day in active service, plus the refund of your contributions plus interest.

An Accidental Death Benefit (ADB) is payable to Eligible Beneficiaries, who are defined in law, if NYCERS determines that your death was the result of an accident sustained in the performance of your duty, not caused by your own negligence, or while in military service. The annual benefit equals 50% of your Final Average Salary (FAS).

An amendment of section 208-f of the New York State General Municipal Law provides a Special Accidental Death Benefit to eligible beneficiaries of NYCERS Members who are employed in the Uniformed Force of the Department of Sanitation, if the member dies as a natural and proximate result of an accident sustained in the performance of duty on or after November 1, 1996.



The Road to Retirement

THE ROAD TO YOUR NYCERS RETIREMENT

- 1 See Benefit Coordinator at your employer
- 2 File retirement application with NYCERS
- 3 Bring retirement receipt to employer
- 4 File NYCERS Form #380 for direct deposit
- 5 Receive first advance payment in the mail
- 6 File Final Option Election
- 7 Full monthly payments begin

ENJOY YOUR RETIREMENT!

NYCERS
NYC Employees' Retirement System

Application for Service Retirement
Tier 2, 3, 4 and 6 Members

NYCERS USE ONLY F521

members who wish to apply for Service Retirement. This application also allows you to elect a permanent option and thereby make a final decision regarding the way in which your pension will be paid to you or your beneficiary(ies) during the period between your effective retirement date and the date you elect a temporary option (the "Interim Period"). If you die during the Interim Period, the pension will be a continuing benefit after your death. Please carefully read the instructions below and on the reverse side of this form. Sign the form and have it notarized on page 4.

Even if you intentionally left any of them blank. Do not alter anything on this form, as that will void the application.

This form will be sent to you until NYCERS has acceptable proof of your identity and birthdate on file (see instructions for details.)

Last 4 Digits of SSN Daytime Phone Number Date of Birth (MM/DD/YYYY)

() / /

M.I. Last Name

Apt. Number

State Zip Code

Title

From City service to take effect on (MM/DD/YYYY) / /

begin on the effective date of my retirement, or on the initial date of payability, whichever is later.

to elect a temporary option and you die during the Interim Period, you will be deemed to have elected a permanent option and your pension contributions plus accumulated interest will be paid to the beneficiary(ies).

you do not elect a temporary option and you die during the Interim Period, you will be deemed to have elected a permanent option and your pension contributions plus accumulated interest will be paid to the beneficiary(ies).

the 100% Joint-and-Survivor Option and the Ten-Year Certain Option. Please read the descriptions of the 100% Joint-and-Survivor Option and the Ten-Year Certain Option. Please read the descriptions of the 100% Joint-and-Survivor Option and the Ten-Year Certain Option. Please read the descriptions of the 100% Joint-and-Survivor Option and the Ten-Year Certain Option. Please read the descriptions of the 100% Joint-and-Survivor Option and the Ten-Year Certain Option.

Joint-and-Survivor Option, you designate only one beneficiary. Under this option, NYCERS will pay the pension to you and your beneficiary as well as additional benefits, such as a marriage certificate(s), for the beneficiary has been known by that are different from the name on the birthdate evidence you submit.

Year Certain Option, you may designate one primary and one contingent beneficiary, and birthdate evidence is not required. Tier 2 and 3 members must designate their Estate for the Ten-Year Certain Option and 6 members may not.

Sign this form and have it notarized on page 4.

NYCERS
335 Adams Street, Suite 2000
Brooklyn, NY 11201-0704

Page 1 of 4

THE ROAD TO YOUR NYCERS RETIREMENT

1 Establish your effective date of retirement.

Contact your HR Benefits Coordinator, who will assist you in determining your **actual retirement date**. It may not be your last day on the job.

2 Create your MyNYCERS account. This is the gateway to managing your retirement with NYCERS, including filing your retirement application.

3 File your retirement application via MyNYCERS. You can also sign up for Direct Deposit (EFT) via MyNYCERS.

4 NYCERS confirms your retirement date that will be reflected in your MyNYCERS account. Advance payments begin.

5 Select a Retirement Option.

6 Your Retirement Option is finalized. Full monthly payments begin.

ENJOY YOUR RETIREMENT!

6 STOPS ON THE ROAD TO YOUR RETIREMENT



Retiring from your City job is an important step and the beginning of an exciting time in your life! On a practical note, it's a process that will take at least a few months to complete and can go more smoothly if you fully understand what to do and what to expect.

<p>1 90-180 days before your target retirement date</p> <p>Around the same time you are filing for retirement</p>	<p>ESTABLISH YOUR EFFECTIVE DATE OF RETIREMENT</p> <p>Your Benefits Coordinator will work with your payroll department to determine your leave balances and last day on payroll. The day after your last day on payroll will be your retirement date – that is the date you should put on your NYCERS service retirement application form – Form #511 for Tier 1 members, and Form #521 for Tiers 2, 3, 4 and 6 members.</p> <p>The usage of leave balances can also affect your retirement date. Most non-managerial employees remain on payroll until they have exhausted all unused leave time. Therefore, it is important to contact your employer's Benefits Coordinator to determine your correct retirement date.</p> <p>Many agencies will give you a letter with this information, which you should then provide to NYCERS when you file for retirement.</p> <p>Note: Managerial employees receive unused leave in a lump sum, so they can stop working and retire the next day if they wish.</p> <p>MEDICAL BENEFITS</p> <p>Retiree medical benefits are administered by the Office of Labor Relations (OLR), not NYCERS. To start the process, NYCERS will provide your retirement date to your agency and to OLR. Please direct any questions regarding Retiree Health Benefits to your employer. OLR no longer requires a retirement receipt from NYCERS.</p>
--------------------------------------------------------------------------------------------------------------------------	--------------------------------------------------------------------------------------------------------------------------------------------------------------------------------------------------------------------------------------------------------------------------------------------------------------------------------------------------------------------------------------------------------------------------------------------------------------------------------------------------------------------------------------------------------------------------------------------------------------------------------------------------------------------------------------------------------------------------------------------------------------------------------------------------------------------------------------------------------------------------------------------------------------------------------------------------------------------------------------------------------------------------------------------------------------------------------------------------------------------------------------------------------------------------------------------------------------------------------------------------------------------------------------------------------------------------------------------------------------------------------------------------------

<p>2 At any point after you establish membership with NYCERS</p>	<p>CREATE YOUR MYNYCERS ACCOUNT</p> <p>Need help creating your MyNYCERS account? Read Brochure #967 How to Register for MyNYCERS.</p>
-------------------------------------------------------------------------	--------------------------------------------------------------------------------------------------------------------------------------------------------------

CERTAIN APPLICATIONS SUCH AS A BUYBACK OR PENSION LOAN APPLICATION MUST BE FILED BEFORE YOUR EFFECTIVE DATE OF RETIREMENT.

<p>3 30-90 days before your last day on payroll</p> <p>3 weeks after retirement date</p>	<p>FILE YOUR RETIREMENT APPLICATION VIA MYNYCERS</p> <p>Certain retirement plans require that you submit your application at least 30 days before your desired retirement date. Other plans allow later submissions, even as late as the day before your retirement date. After you have consulted with your Benefits Coordinator and established a "last day paid," it is suggested that you submit your service or retirement application online. If you prefer to meet with an NYCERS Representative in person, you must call the Call Center at (347) 643-3000 to schedule an appointment. Phone and video consultations are also available. When you visit, you should also bring: (1) birth documentation, such as a passport or birth certificate, for yourself (and your beneficiary, if you have one), and (2) photo identification, such as your work identification or driver's license. You should also be prepared to provide the address, date of birth, and Social Security number of your beneficiary for your temporary option election.</p> <p>SIGN-UP FOR DIRECT DEPOSIT (EFT) VIA MYNYCERS</p> <p>Log in to your MyNYCERS account and click "Update Pension Payment Method" in the menu to request direct deposit for all subsequent pension payments. (Alternatively, members can submit Direct Deposit Form #380.)</p>
-------------------------------------------------------------------------------------------------	----------------------------------------------------------------------------------------------------------------------------------------------------------------------------------------------------------------------------------------------------------------------------------------------------------------------------------------------------------------------------------------------------------------------------------------------------------------------------------------------------------------------------------------------------------------------------------------------------------------------------------------------------------------------------------------------------------------------------------------------------------------------------------------------------------------------------------------------------------------------------------------------------------------------------------------------------------------------------------------------------------------------------------------------------------------------------------------------------------------------------------------------------------------------------------------------------------------------------------------------------------------------------------------------------------------------------------------------------------------------------

IF YOUR RECORDS ARE IN ORDER AND YOU MEET THE CRITERIA FOR RETIREMENT . . .

<p>4 Advance payments begin</p>	<p>NYCERS CONFIRMS YOUR RETIREMENT DATE/ADVANCE PAYMENTS BEGIN</p> <p>If you retire on the 1st or 2nd day of the month, your first advance payment will be at the end of the month you retire. If you retire on the 3rd day or later, your first advance payment will be at the end of the following month. Advance payments will be smaller than final payments. See Advance Payment Brochure #892 for more information.</p>
<p>5 File your retirement option</p>	<p>SELECT A RETIREMENT OPTION</p> <p>As a registered MyNYCERS user, you can view your option letter online in your MyNYCERS account once it is ready. A hard copy will also be mailed to your address on file. The timeframe for the issuance of the option letter varies on a case-by-case basis. After reviewing your option letter, log in to your MyNYCERS account and click "Option Election" in the menu to file your Final Option Election or return the completed forms. Your election must be made within 60 days of the date on your option letter. The sooner you file your election, the sooner your final allowance can be calculated.</p>
<p>6 NYCERS finalizes your retirement</p>	<p>YOUR RETIREMENT OPTION IS FINALIZED</p> <p>Your final pension payment is determined based on your Final Option Election. It includes any retroactive monies that might be payable, because the final option you elected may pay you more than the advance payments you've been receiving since your retirement date. This is the final step in the retirement process!</p>

CONGRATULATIONS, AND ENJOY YOUR RETIREMENT!

The Road to Your NYCERS Retirement — Fact Sheet #716



340 Jay Street, Brooklyn, NY
Mezzanine level



Forms, Brochures,
Fact Sheets at
www.nycers.org



Upload Documents at
www.mynycers.org



(347) 643-3000

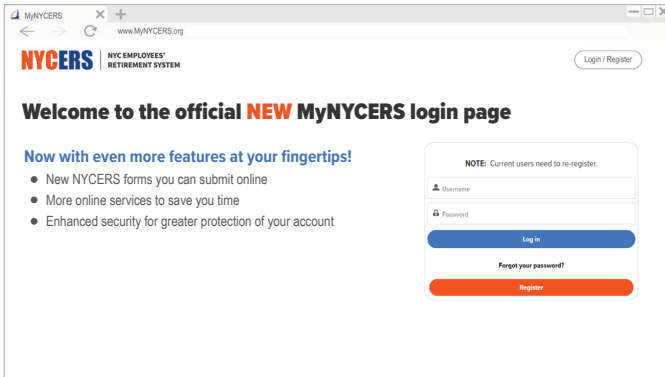


30-30 47th Avenue, 10th Floor
Long Island City, NY 11101

How to Register for MyNYCERS



MyNYCERS is your secure online portal to NYCERS and gives you the power to manage your pension account anytime, anywhere, on any device. Register today to review your account details, track a pending transaction, manage your beneficiaries, request a loan, make a payment, file for retirement, and more!

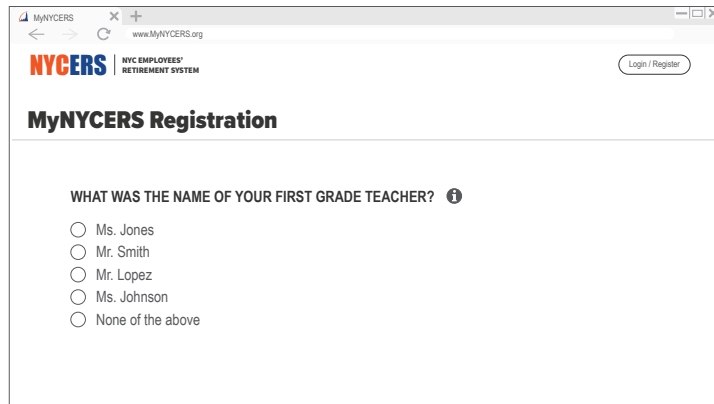
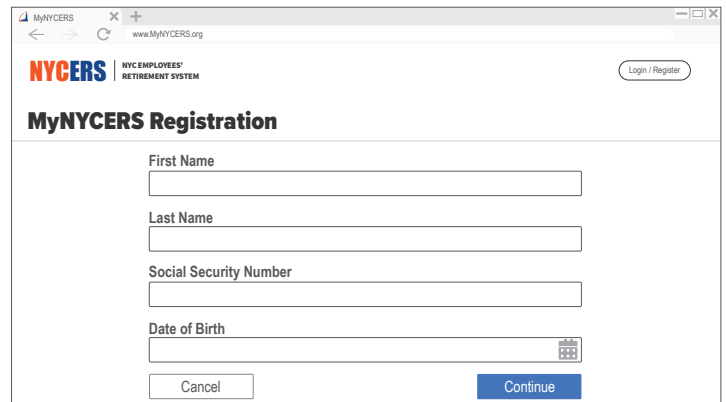


Step 1 – Go to www.MyNYCERS.org

Click the **Register** button to begin.

Step 2 – Tell Us Who You Are

Enter your legal first and last name (no nicknames or abbreviations), Social Security Number, Date of Birth, personal email, mobile number, member or pension number, and address. After reviewing and agreeing to the Terms & Conditions, click **Continue**.



Step 3 – Verify Your Identity

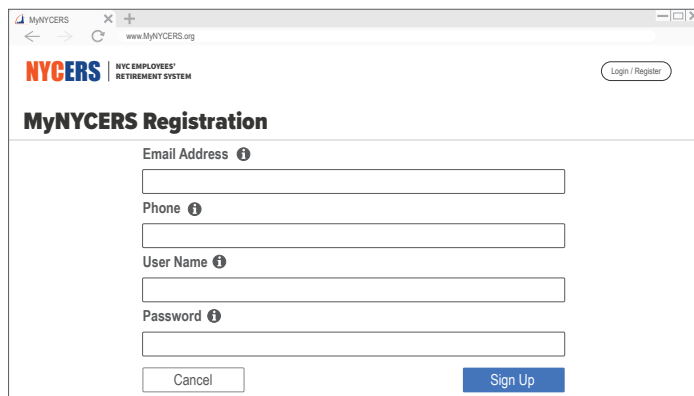
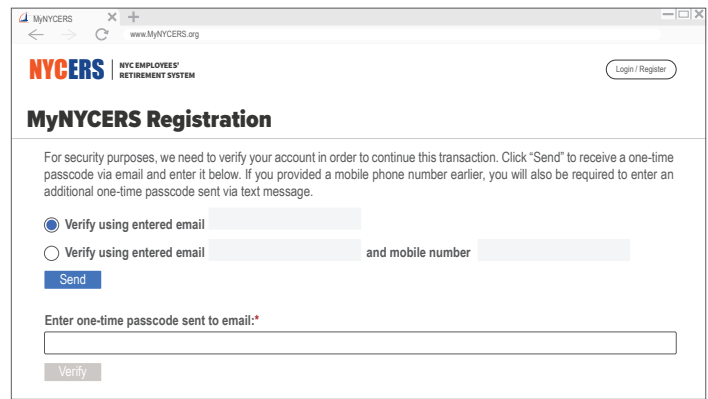
NYCERS relies on independent, third-party verification questions to confirm your identity when creating your account.

Step 4 on next page...



Step 4 – Verify Contact Information

Click **Send** to receive a one-time passcode via email and enter the code into the appropriate field to continue. Members that provided a mobile number will also be required to enter an additional one-time passcode sent via text. Click **Continue** to go to next Step.

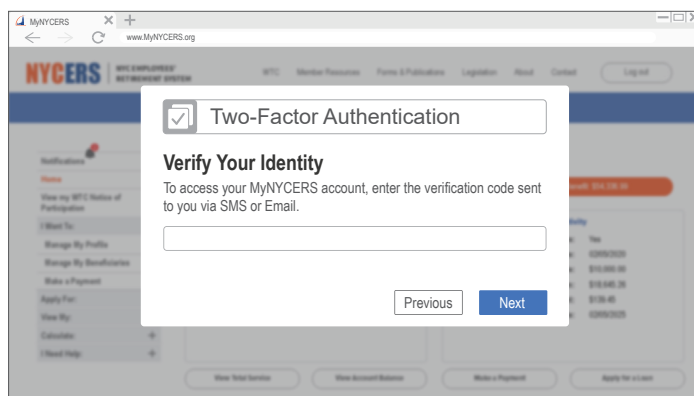
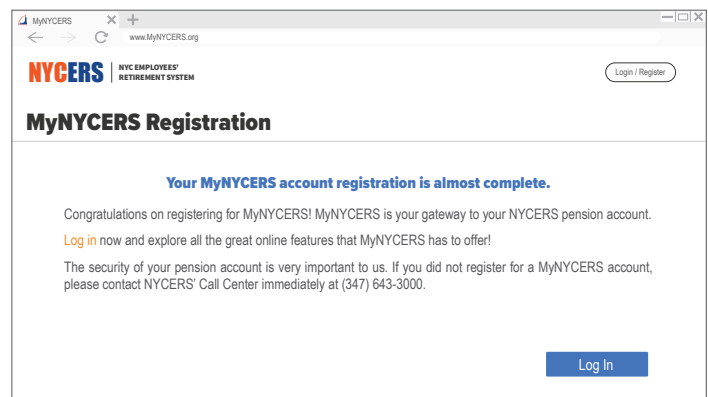


Step 5 – Create Your Login Credentials

Your email address will be used as a User Name by default. You can edit the User Name but it must remain in the form of an email address. Next, follow the on-screen instructions to create a Password. Password must be at least 8 characters, including one capital letter, one number and one special character (!, @, #, \$, %). To prevent errors, you will be asked to enter your password twice. Click **Sign Up** when complete.

Step 6 – Log In

Click the button to **Log In** and complete your account registration.



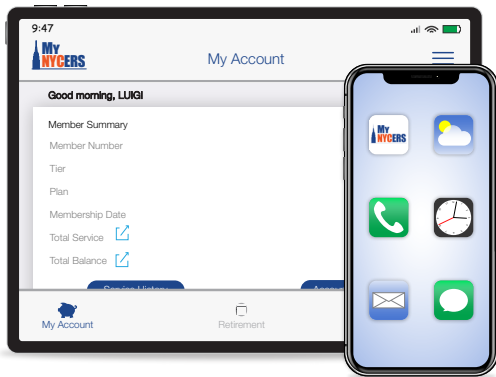
Step 7 – Two-Factor Authentication

To successfully log in, members are required to verify their identity using two-factor authentication. You can choose to have the verification code sent to the email address or mobile number you provided in Step 2.



NYCERS mobile app is now available for download from Google Play or the App Store.

NYCERS Mobile App



Download from Google Play or the App Store



MyNYCERS Member Website

www.mynycers.org

Online services are available 24/7 from both the mobile app and the MyNYCERS website.

Register for the MyNYCERS member portal on the mobile app or at www.mynycers.org to file forms online and manage your NYCERS account from the safety and comfort of your home.

Username and password are the same on website and mobile app.

Check out all the new online features:

Online Features for Members

- APPLY FOR A LOAN**
- BENEFIT ESTIMATOR**
- SERVICE BUYBACK**
- CHATBOT NEW!**
- UPDATE CONTACT INFORMATION NEW!**
- DISABILITY RETIREMENT NEW!**
- DOCUMENT NEW! VIEWING**
- VIEW ACCOUNT DATA**
- GUARDIANSHIP FORM (Minors Only) NEW!**
- MANAGE BENEFICIARIES (as eligible) NEW!**
- SECURE MESSAGING NEW!**
- ONLINE PAYMENTS (e.g. loan after retirement)**
- SAVE FOR LATER NEW! (where available)**
- OPTION NEW! ELECTION**
- PLAN ENROLLMENT NEW!**
- REFUNDS AND TRANSFERS NEW!**
- SET-UP AN APPOINTMENT COMING SOON!**
- SERVICE RETIREMENT NEW!**
- KNOWLEDGE ARTICLES NEW!**

Online Features for Retirees and Beneficiaries

- CHATBOT NEW!**
- SET-UP AN APPOINTMENT COMING SOON!**
- PUSH NOTIFICATIONS NEW! (NYCERS to Retiree only)**
- UPDATE CONTACT INFORMATION NEW!**
- ELECTRONIC FUNDS TRANSFER (EFT) NEW!**
- W-4P TAX FORM**
- DOCUMENT NEW! VIEWING**
- MANAGE BENEFICIARIES (as eligible) NEW!**
- SAVE FOR LATER NEW! (where available)**
- ONLINE PAYMENTS (e.g. loan after retirement)**
- VIEW RETIREMENT ACCOUNT DATA**
- KNOWLEDGE NEW! ARTICLES**

Registration instructions are available on the mobile app and on www.mynycers.org.

Call Center Hours: Monday – Friday, 8 am – 5 pm; (347) 643-3000

340 Jay Street, Bklyn, NY Mezzanine level

Forms, Brochures, Fact Sheets at www.nycers.org

Upload Documents at www.mynycers.org

(347) 643-3000
M - F, 8am to 5pm

30-30 47th Avenue, 10th Fl. Long Island City, NY 11101

The Filing Process (1 of 2)

Meet with your agency's Benefit Coordinator

- Leave Balances (Vacation, Sick, Terminal)
- Health Insurance

Retirement Date =

The day after Last Day on Payroll



Last Day Worked vs. Last Day on Payroll



Notes

The Filing Process (2 of 2)

File Retirement Application

- Need an Agency Letter with your Last Day on Payroll.
- You can file your retirement application between 30 to 90 days prior to your retirement date.
- Change your mind about retiring? You must withdraw retirement application prior to your **effective** retirement date.

**NYCERS will notify
NYC Office of Labor
Relations of your
retirement filing!!!!**



**Apply for direct deposit via
your MyNYCERS account.**



Notes



FREQUENTLY ASKED QUESTIONS

NOVEMBER 2020

Q: How does the retirement process begin?

The first thing you need to do is discuss your retirement with your employer. You need to inform them of the day you want to stop working. While you may consider yourself retired on that day, you are generally not retired until you have gone off the city payroll (i.e., for most non-managerial employees, exhausted all accumulated leave time).

For managerial employees, this is not an issue because they are generally paid their accumulated time in a lump sum, thus they can stop working and "retire" on the same day!

The day after your last day on the payroll will be your retirement date and that is the date you put on your NYCERS service retirement application. Be sure you know the requirements within your plan for filing a retirement application.

To get a better idea of the retirement process, see the enclosed 'Filing For Retirement' brochure.

Q: How is my pension payment calculated?

The amount of your retirement benefit is based on the Tier and Plan you are in, as well as some, or all, of the following factors:

- Your required contributions, additional contributions, and/or ITHP (Tier 1 and 2 only)
- How many years of service you have
- Some factor of your compensation, as follows:

Tier 1: Final Salary or the average of any three best years.

Tiers 2, 3, and 4: Final Average Salary (FAS)

To help you further, please refer to our easy-to-read brochures available on our website or in our Customer Service Center or our Call Center. Tier 4 members can refer to Brochure #927 "Calculating Your Retirement Benefits", or Tier 4 members in the Transit 25-55 can refer to Brochure #930.

Q: How is my final average salary computed?

Your Final Average Salary (FAS) is the average of the wages earned in the 36 months prior to your retirement; or, the average of the wages earned in any three consecutive calendar years that you wish to use in this calculation. However, there are some important things to consider.

For Tier 2 members (and Tier 1 members with a membership

date after 06/17/71) - any year used in the calculation of the FAS (Final Salary for Tier 1) cannot exceed the average of the previous two years' wages by 20% (the previous year for Tier 1). Any amount in the excess of the 20% is not used in this calculation.

For Tiers 3 and 4 members - any year used in the calculation cannot exceed the average of the previous two years' wages by 10%. Any amount in the excess of the 10% is not used in this calculation.

NYCERS will look at every paycheck for each year used in your FAS calculation and determine where the money was earned, not paid. Tier 4 members who would like additional information on how to determine their Final Average Salary, see Brochure #929, available on our website or in our Customer Service Center or through our Call Center.

Q: What is a partial payment and how is it determined?

A partial payment, or an advance payment, is a reduced pension benefit paid to you until NYCERS can calculate your final pension based on the retirement option you select. The amount of your partial payment depends on your tier and retirement plan. See the enclosed 'Advance Payment' brochure to see how your advance payment is calculated.

Q: How long before I receive a check?

If you retired on the 1st or the 2nd of the month, you will receive an advance payment at the end of the month in which you retire.

Example: If you retire on January 2nd, your first advance payment will be on January 31.

If you retired on the 3rd or later, you will receive an advance payment at the end of the FOLLOWING month.

Example: If you retire on January 3rd, your first advance payment will be on February 28.

Q: How long before I receive an option package?

The option package is the ultimate result of processing your retirement application and the waiting period differs. Usually it takes about 6 - 8 months after your last day paid. However, if there is an unusually large number of retirement applications filed at one time, such as during an Early Retirement Incentive, or if we have difficulty gathering information, it may take longer.

Q: When will I receive my first full pension check?

You will receive your first full pension check, which will include any appropriate retroactive adjustments, approximately 2 months after we receive your retirement option selection. If NYCERS has an unusually large number of retirement applications filed at one time, the process may take longer.

Q: If I have an outstanding loan at retirement how will it affect my pension?

If you have an outstanding loan at retirement, your pension will be reduced by an actuarial factor based on your age at retirement. This reduction is for the life of the pension, unless you pay it off in a lump sum payment after retirement.

Q: Can I pay off my loan before retirement?

All loans can be fully paid before retirement. At retirement, a partial lump sum loan payment may be made to reduce your outstanding loan balance. Payment must be made before you select a retirement option.

Q: What is excess?

Excess refers to accumulated contributions and interest credited to your member account, for Tier 1 and Tier 2 members, after you have met the minimum required years of qualifying service for your plan. Excess begins to accumulate January 1st of the year following the year the minimum required years of service for your retirement plan has been met.

Being able to withdraw your excess does not mean you have met the required amount needed in your account to avoid a deficit. All excess refund applications must be received by NYCERS before your retirement date in order to be processed. Refunds may be subject to Federal taxation.

If you decide to leave your excess contributions in your account, it will result in a greater pension.

Q: Why would I have a deficit if I were paying into the system?

A deficit may occur because of a loan, withdrawal, transfer, or Social Security offset (Tier 1 and 2 members only). A deficit will result in a reduced pension allowance based on the actuarial equivalent of the deficit.

To find out if you have a deficit before retirement, you may request an estimated benefit letter, which contains estimated calculations based on a variety of options. Each plan and tier has different requirements so be sure to ask our representatives to see if you are eligible.

Q: What happens to my sick time and annual leave when I retire?

In most cases you will receive a lump sum (managerial) or be paid through bi-weekly paychecks (non-managerial); however, NYCERS has no control over this distribution. Sick time and annual leave concerns should be discussed with your human resources or personnel division. Please contact them for further information.

Q: What happens to my health insurance when I retire?

NYCERS does not administer health insurance. You should speak to your human resources or personnel division in regards to health insurance. Once you are retired, you must contact one of the following with any Health Benefit questions:

NYC Office of Labor Relations-Health Benefits Division
212-513-0470

NYC Transit Authority-Employee Benefits
646-376-0123
TBTA-Benefits Division
646-252-7935

Q: What happens when I apply for buy-back at, or right before retirement?

The process for buying back service is as follows: if the claim and verification form is submitted together, the buy-back is processed within about 4-6 weeks and a cost letter is mailed to you. Once payment is received, the service is added to your total service.

Depending on how soon your option letter is generated, it may, or may not, include the buy-back service. If you receive the option package and your buy-back service is not included, please contact NYCERS so a new letter can be generated to include such information.

Q: What happens if I retire before my new contract is settled?

If you retire before your contract is settled with the City, your retirement allowance will reflect your current compensation. However, your retirement allowance will be revised after the contract is approved and the effect of any retroactive payments made to you will be reflected in your new retirement allowance. We do these revisions automatically, however, if after 8 months of having received your option letter you still have not received your revised compensation, contact NYCERS.

Q: How do I have my pension checks go directly to the bank?

You may elect to have your payment directly deposited into your bank account by Electronic Funds Transfer (EFT). NYCERS will arrange EFT by obtaining an EFT authorization form from you. This process will take approximately 60 days from the receipt of your EFT authorization form. Deposits may be made to an individual or joint checking or savings account. Over 60% of NYCERS' pensioners choose EFT. It is the fastest, easiest and safest way to receive your pension check.

The day has finally come. You have decided, or at least are thinking of retiring. To help you make that decision, NYCERS wants you to have a full understanding of what happens from the minute you turn in your application to the day you receive your first retirement payment.

Filing Requirements

Filing requirements differ in each Tier and Plan. Tier 1 and Tier 2 members who meet all eligibility requirements, and wish to retire, must file an application at least 30, but not more than 90, days before the effective date that they wish to retire. Tier 3, Tier 4 and Tier 6 members (except members in certain special retirement plans who must adhere to requirements identical to Tier 1 and 2) may file up to the day they wish to retire, but no more than 90 days before.

NYCERS considers your retirement date to be the day after the last day you are paid. This may be different than your last day at work. When you inform your employer as to the date you wish to “stop” working, they will inform you of any unused leave time you have accumulated. Unused leave time may be paid in lump sum (generally, managers) or through paychecks (generally, non-managers). If paid through paychecks, it is especially important to coordinate with your employer to determine when those paychecks will cease. Remember, your retirement date is the day after your last day paid and receiving paychecks means you are being paid.

NYCERS encourages all members to hand deliver any applications that are time sensitive to NYCERS' Customer Service Center. You take considerable risk of undocumented or lost applications when mailing such documents. NYCERS' Customer Service Center Express Lane is designated to accept applications and will provide you with a receipt of submission for your records.

Withdrawing An Application For Service Retirement

You may withdraw your application for Service Retirement by filing Withdrawal of Service Retirement Application (Form #542, enclosed in this kit) with NYCERS up to the day before your effective date of retirement. If your request is received after your retirement date, it is denied.

Changing Your Retirement Date

If you have filed for retirement and have decided you want to change the date of your retirement, you may extend your retirement date up to 90 days from the original filing date. To change your retirement

date, you need to submit a Request to Change or Correct Retirement Date (Form #543, enclosed in this kit). Any extension longer than 90 days will require you to withdraw your application.

Your First Retirement Payment

If you are eligible for a service retirement, your case is processed for an advance payment, which is a temporary partial pension payment.

If you retire on the 1st or 2nd of the month you will receive an advance payment at the end of the month in which you retire. Example: If you retire on January 2, your first advance payment will be on January 31.

If you retire on the 3rd of the month, or later, you will receive an advance payment at the end of the following month.

Example: If you retire on January 3, your first advance payment will be on February 28.

Starting with your first advance payment, Federal income taxes will be withheld based on the election you made on your retirement application. To see how your advance payment is calculated, see the enclosed “Advance Payment” brochure.

Option Letter

An option letter breaks down the amount your pension will be under the various retirement options available to you. Once you receive this letter, you have 60 days to notify NYCERS of the option you choose. If you do not choose an option within this time frame, your retirement benefit is processed under the Maximum Retirement Allowance or, if applicable, the temporary option you selected on your retirement application. The Maximum Retirement Allowance is payable to you only for your lifetime with no benefits continuing after your death. See the enclosed “Option Letter” brochure to see an example of what you should expect.

Option

The option you select is important to both you and your beneficiary, should you choose to nominate one. Be sure you understand each option and elect the one that best fulfills your needs. The sooner you file an option selection, the sooner NYCERS can process your case for your full retirement benefit. You MAY NOT change an option once your first full payment has been sent to you. See the enclosed “Options” brochure to get an overview of the various options available to you and the impact each one may have on your retirement benefit.



Processing Your Case For Full Payment Of Your Retirement Benefit

After you have selected an option (or, by default, one has been awarded to you) your file is processed and you are placed on the pension payroll for the full amount. This payment will include retroactive amounts from your retirement date. You will then receive a letter that includes the details of the option chosen, as well as information you will need for Federal income tax purposes.

When And Where Your Pension Payments Will Be Sent

Pension checks are dated the last day of each month and are sent two business days before that date. You have various options on how to receive your pension payments.

- You may elect to have your pension checks mailed to your home, a Post Office box or any address you choose, **or**
- You may elect to have your pension payments directly deposited into your checking or savings bank account by Electronic Funds Transfer (EFT).

Why EFT?

EFT ensures your payment will not be lost or stolen. Funds are automatically available in your bank account on the last day of each month. If you are interested, you must file an Authorization for Direct Deposit (EFT) of Monthly Retirement Allowance (Form #380), enclosed for your convenience.

Some of the reasons that over 60% of NYCERS' pensioners use EFT:

- **SAFE:** Eliminates lost or stolen checks
- **SURE:** Ensures that you get your retirement allowance every month, even if you're out of town, ill or on vacation
- **FAST:** Your account is credited on the payment date - no waiting for a pension check to clear before you can draw on it
- **EASY:** Eliminates a trip to the bank and waiting in lines

Lost Check

If you do not receive your check by the 10th day of the following month, notify NYCERS and an Affidavit Concerning Lost Check will be sent to you. NYCERS will not take a report of nonreceipt of a pension check until the 10th of the month.

Taxes

Taxes are automatically withheld from all pension checks you receive from NYCERS based on the Federal tax table for a person who is married claiming three exemptions, unless you indicate on your retirement application or Form #349 (Application to Change Federal Income Tax Withheld) to have taxes withheld on a different basis, or, that no taxes be withheld.

Health Insurance

NYCERS does not administer health insurance benefits. If you have any problems with coverage or deductions from your pension payments, you should call one of the following entities:

- NYC Office of Labor Relations - Health Benefits Division: (212) 513-0470
- NYC Transit Authority - Employee Benefits: (646) 376-0123
- TBTA - Benefits Division: (646) 252-7935

Change Of Address

If we do not have your current address, you could experience delays in receiving pension payments, refund checks and other important documents. To prevent this, notify NYCERS of appropriate changes.

It is important you notify NYCERS, even if your pension payment is sent directly to a bank. NYCERS needs your current address in order to mail you important correspondence, including your annual income tax statement (1099R) and quarterly EFT statements.

If NYCERS sends you correspondence and it is returned, your pension payments may be withheld until you contact NYCERS.

When You've Decided To Retire, Remember:

- If possible, hand deliver your application to NYCERS' Customer Service Center at
**340 Jay Street
Downtown Brooklyn
Mezzanine Level At Renaissance Plaza**
- The date you retire determines when you will receive your first advance payment, but will not affect your pension in the long run.
- Take careful consideration when choosing your Retirement Option, but be sure to make a selection and return it to NYCERS within 60 days.
- The sooner you select your option, the sooner your full check will be distributed.
- Make sure you let NYCERS know if you move, even during your retirement!





Mail Completed Forms to:
30-30 47th Avenue, 10th Fl
Long Island City, NY 11101



Save time by applying online.
Log in/register at www.nycers.org

NYCERS USE ONLY

F521



Application for Service Retirement Tier 2, 3, 4 and 6 Members

This application is for Tier 2, 3, 4 and 6 members who wish to apply for Service Retirement. Before filing this application with NYCERS, you must check with your agency to determine your last day of pay. This application also allows you to elect one of four temporary options before you elect a permanent option and thereby make a final decision regarding the way in which your retirement benefit will be paid. If you wish to elect a different option, please register for/log in to your MyNYCERS account at www.nycers.org and submit an online Service Retirement Application.

By electing a temporary option, you protect your beneficiary/beneficiaries during the period between your effective retirement date and the date NYCERS receives your Final Retirement Option Election (the "Interim Period"). If you die during the Interim Period, the beneficiary you name below will receive a continuing benefit after your death. **Please carefully read the instructions below and on the last page before completing this form. Sign the form and have it notarized on page 4.**

You must return all pages of this form even if you intentionally left any of them blank. Do not alter anything on this form, as that will render it invalid. **NOTE: If the address you provide on this form is different from your address in NYCERS' system, the new address will become your official address in NYCERS' records.** Contact NYCERS' Call Center at (347) 643-3000 if you have any questions.

No advance (partial) pension payment will be sent to you until NYCERS has acceptable proof of your identity and birthdate on file. (See Fact Sheets #709 and #711, available at www.nycers.org, for details.)

Member Number	Last 4 Digits of SSN	Home Phone Number	Date of Birth [mm/dd/yyyy]
<input type="text"/>	<input type="text"/>	<input type="text"/>	<input type="text"/>
First Name	M.I.	Last Name	
<input type="text"/>	<input type="text"/>	<input type="text"/>	
Address			Apt. Number
<input type="text"/>			<input type="text"/>
City		State	Zip Code
<input type="text"/>		<input type="text"/>	<input type="text"/>
Agency		Title	
<input type="text"/>		<input type="text"/>	

I hereby apply to retire from City service, taking effect on , with my retirement allowance to begin on the effective date of my retirement, or on the initial date of payability, whichever is later.

Temporary Options

Tier 2 members: If you do not elect a temporary option and you die during the Interim Period, you will be deemed to have elected Option 1 - Return of Annuity Reserve as your temporary option and your membership contributions plus accumulated interest will be paid to the beneficiary/beneficiaries NYCERS has on file for you.

Tier 3, 4 and 6 members: If you do not elect a temporary option and you die during the Interim Period, you will be deemed to have elected the Maximum Retirement Allowance as your temporary option and your pension will cease upon your death.

Temporary Option Election

This form allows you to elect either the Maximum Retirement Allowance, or one of three temporary options: the 100% Joint-and-Survivor Option, the Five-Year Certain Option, or the Ten-Year Certain Option. Please read the descriptions of each option

then choose **only one**. You are required to provide information about your beneficiary/beneficiaries following the option you have elected. Use your beneficiary's given name (e.g., Mary Smith, not Mrs. John Smith).

- If you choose the 100% Joint-and-Survivor Option, you may designate **only one beneficiary**. Under this option, NYCERS requires proof of birthdate for your beneficiary as well as additional valid documentation, such as a marriage certificate(s), for all names that your beneficiary has been known by that are different from the name on the birthdate evidence you submit.
- If you choose the Five- or Ten-Year Certain Option, you may designate **one primary and one contingent beneficiary**. Birthdate evidence for your beneficiary is not required. Tier 2 and 3 members may designate their Estate for the Five- or Ten-Year Certain Option (see page 3); Tier 4 and 6 members may not.





Mail Completed Forms to:
30-30 47th Avenue, 10th Fl
Long Island City, NY 11101

NYCERS USE ONLY

F521

Member Number	Last 4 Digits of SSN
<input type="text"/>	<input type="text"/>

Choose only ONE of the following Temporary Options by checking the box:

Maximum Retirement Allowance – I elect to receive the maximum lifetime retirement allowance payable to me. I understand that all payments cease upon my death, and that under this option I cannot elect a beneficiary.

– OR –

100% Joint-and-Survivor – This temporary option provides your designated beneficiary with a lifetime benefit if you die during the Interim Period. The benefit is calculated as if you had elected the 100% Joint-and-Survivor Option as your permanent option. The life expectancies of both you and your designated beneficiary are among the factors considered in the calculation of this benefit. Under this option, you receive a pension lower than the Maximum Retirement Allowance because the same amount is to be paid over two lifetimes. In this case, the benefit payable to your beneficiary for their lifetime would be 100% of the reduced pension you would have received during your lifetime. **You may not nominate your Estate for this option.**

Joint & Survivor Beneficiary	First Name	M.I.	Last Name
	<input type="text"/>		
	Full Social Security Number	Date of Birth [mm/dd/yyyy]	Relationship
	<input type="text"/>		<input type="text"/>
	Address		Apt. Number
<input type="text"/>		<input type="text"/>	
City	State	Zip Code	
<input type="text"/>	<input type="text"/>	<input type="text"/>	

If this beneficiary is a minor, you have the option to name a custodian of the property of the minor by checking this box and completing **Form #137**.

– OR –

Five-Year Certain (Tier 4 and 6 members **may not name their estate** for this option) – This temporary option provides that a benefit will be paid for 5 years if you die during the Interim Period. The benefit is calculated as if you had elected the Five-Year Certain Option as your permanent option. Unlike a Joint-and-Survivor Option, the benefit payable under the Five-Year Certain Option is not based on life expectancies, but rather on a defined period of time. Under this option, you receive a reduced pension (a pension lower than the Maximum Retirement Allowance) because the same amount continues for the remainder of the five-year period upon your death. In this case, the benefit payable to your primary beneficiary is the same reduced pension you would have received during your lifetime. Should a primary beneficiary die after receiving payments, the balance will be paid in a lump sum to your contingent beneficiary. If none exists, the lump-sum balance is paid to the Estate of the primary beneficiary.

– OR –

Ten-Year Certain (Tier 4 and 6 members **may not name their estate** for this option) – This temporary option provides that a benefit will be paid for 10 years if you die during the Interim Period. The benefit is calculated as if you had elected the Ten-Year Certain Option as your permanent option. Unlike a Joint-and-Survivor Option, the benefit payable under the Ten-Year Certain Option is not based on life expectancies, but rather on a defined period of time. Under this option, you receive a reduced pension (a pension lower than the Maximum Retirement Allowance) because the same amount continues for the remainder of the ten-year period upon your death. In this case, the benefit payable to your primary beneficiary is the same reduced pension you would have received during your lifetime. Should a primary beneficiary die after receiving payments, the balance will be paid in a lump sum to your contingent beneficiary. If none exists, the lump-sum balance is paid to the Estate of the primary beneficiary.





Mail Completed Forms to:
30-30 47th Avenue, 10th Fl
Long Island City, NY 11101

NYCERS USE ONLY

F521

Member Number	Last 4 Digits of SSN

Section A - Designation of Estate as Primary Beneficiary for Five- or Ten-Year Certain benefit. (Leave Section B blank.)

Note: Only Tier 2, Tier 3 and 22-Year Plan Members may nominate their estate as primary beneficiary.

I am nominating my Estate as my sole beneficiary. I understand that by checking this box, the benefit payable under the Five- or Ten-Year Certain Option will be payable to my Estate in a lump sum. In order for this selection to be valid, I may not write in any other beneficiary's name on this form, and I have, in fact, left all other designation of beneficiary sections on this form blank.

Section B - Designation of individuals as beneficiary/beneficiaries to receive the Five- or Ten-Year Certain benefit.

Five- or Ten-Year Certain Primary Beneficiary

First Name	M.I.	Last Name
Full Social Security Number	Date of Birth [mm/dd/yyyy]	Relationship
Address		Apt. Number
City	State	Zip Code

If this beneficiary is a minor, you have the option to name a custodian of the property of the minor by checking this box and completing **Form #137**.

Note: If naming multiple contingent beneficiaries, indicate the share of the benefit you would like each to receive. The combined percentage for all contingents named must equal 100%. **You may name your Estate as a contingent beneficiary.**

Five- or Ten-Year Certain Contingent Beneficiary

First Name/Estate Name	M.I.	Last Name
Full Social Security Number	Date of Birth [mm/dd/yyyy]	Relationship
Address		Apt. Number
City	State	Zip Code

If this beneficiary is a minor, you have the option to name a custodian of the property of the minor by checking this box and completing **Form #137**.

Share of Benefit
<input style="width: 80%; height: 20px;" type="text"/> %

NOTE: If space is needed for additional contingent beneficiaries, contact NYCERS' Call Center at 347-643-3000.

Permanent Option Election

After your retirement date, NYCERS will send you an option package containing information regarding the amounts payable under the Maximum Retirement Allowance and the various options available. The package will include Final Retirement Option Election forms. Even if you are satisfied with the temporary option you elect, you will be required, within 60 days of the date on the option letter, to make a final election of either the Maximum Retirement Allowance or an option that pays a benefit to your beneficiary/beneficiaries. With the Maximum Retirement Allowance, all payments cease at the time of your death. If you elect a joint-and-survivor option, that beneficiary's life expectancy is factored into the calculation. If you fail to elect a final option in the time specified, your benefit will be finalized under the temporary option elected. If you do not elect a temporary option and you do not file a final option election, your benefit will be finalized under Option 1 - Return of Annuity Reserve (Tier 2 members) or the Maximum Retirement Allowance (Tier 3, 4 and 6 members).



Mail Completed Forms to:
30-30 47th Avenue, 10th Fl
Long Island City, NY 11101

NYCERS USE ONLY

F521

Member Number Last 4 Digits of SSN

--	--

--

Federal Tax Withholding – For complete instructions, refer to www.irs.gov/forms-pubs/about-form-w-4-p. If you do not complete this election, your tax deduction will be defaulted to “Single” with all other fields set to 0 (zero).
If you do not want to withhold Federal income tax from your pension, skip fields 1 - 8 and place a check in field 9 below.

1. <input type="checkbox"/> Single or Married, filing separately	<input type="checkbox"/> Married, filing jointly or Qualifying widow(er)	<input type="checkbox"/> Head of household
2. Taxable income from a job or multiple sources of periodic payments (include spouse’s taxable income if filing jointly): \$ _____ (If you (or your spouse) have a job, do not complete Steps 3-7 on this form.)		
3. Number of qualifying children under age 17:	_____ x \$2,000 = \$ _____	
4. Number of other dependents:	_____ x \$500 = \$ _____	
5. Other credits:		\$ _____
Add lines 3 - 5. Total Credits		= \$ _____
(Fields 6-8 are OPTIONAL)		
6. Other income: \$ _____	7. Other Deductions: \$ _____	8. Extra withholding: \$ _____
9. <input type="checkbox"/> Do not withhold Federal income tax from my pension.		

Signature of Member	Date

This form must be acknowledged before a Notary Public or Commissioner of Deeds.

State of _____ County of _____ On this ____ day of _____ 20____, **If you have an official seal, AFFIX IT**
personally appeared before me the above named, _____ to me
known, and known to me to be the individual described in and who executed the foregoing instrument, and
they acknowledged to me that they executed the same, and that the statements contained therein are true.

Signature of Notary Public or Commissioner of Deeds _____
Official Title _____ **Expiration Date of Commission** _____

Instructions

Complete this form in its entirety, sign it, have it notarized, and send it to NYCERS at the mailing address above. Do not alter anything on this form, as that will render it invalid. If you wish to file this form in person, visit NYCERS’ Walk-in Center on the Mezzanine level of 340 Jay Street in downtown Brooklyn. If you have any questions regarding this form, or if you wish to elect an option other than those provided on this form contact NYCERS Call Center at 347-643-3000.

Your Retirement Date

Before filing this application with NYCERS, you must check with your agency to determine if you are entitled to payment of any terminal leave or accumulated annual leave. If you are entitled to be paid on the payroll for any leave time due you, the agency will advise you what your last day of pay will be. The effective date of retirement requested on this application should be the day after the last day you are paid by your agency. **NOTE: You must file a loan or buyback application before the effective date of retirement.**

When to File This Application with NYCERS

Tier 2 members: This application must be filed with NYCERS at least 30 days, but not more than 90 days prior to the effective date of your retirement. You must be in City service on the date this application is filed with NYCERS, and you must remain in City service up to the effective date of your retirement. (A member carried on an agency payroll on a leave of absence without pay is considered to be in City service for retirement purposes.)

Tier 3 and 22-Year Plan members eligible for immediate payability of a retirement benefit:

This application may be filed with NYCERS up to the day before the effective date of retirement, but not more than 90 days prior to the effective date of retirement.

Tier 4 and Tier 6 members eligible for immediate payability of a retirement benefit:

This application may be filed with NYCERS up to the day before the effective date of retirement, but not more than 90 days prior to the effective date of retirement. Participants in the Tier 4 and Tier 6 Dispatchers 25-Year Plan, EMT 25-Year Plan, Deputy Sheriff 25-Year Plan, Automotive Service Worker 25-Year/Age 50 Plan, Police Communications Technician 25-Year Plan and Special Officers 25-Year Plan are subject to different filing requirements. A member in one of these special plans must file this application at least 30 days, but not more than 90 days prior to the effective date of retirement, and must be a participant in the special plan on the day before the effective date of retirement.

Withdrawing an Application or Changing your Retirement Date

You can withdraw or change your retirement date any time **prior to the effective date of your retirement** by logging in to your MyNYCERS account and clicking “Service Retirement” in the menu.

Returning to Work

Service retirees who are returning to public service within New York City or New York State may be subject to earnings limitations. Please see NYCERS’ Brochure #958 available at www.nycers.org for complete details on earnings limitations for service retirees.



Mail completed form to:
30-30 47th Avenue, 10th Fl
Long Island City, NY 11101



Withdrawal of Service Retirement Application

You may withdraw your Service Retirement Application by filing this form with NYCERS up to the day before your effective date of retirement. If your request is received on or after your retirement date, it is denied. **NOTE: If the address you provide on this form is different from your address in our system, the new address will become your official address in our records.**

Member Number	Last 4 Digits of SSN	Home Phone Number	Work Phone Number
		()	()

First Name	M.I.	Last Name

in Care of (if applicable)

Address	Apt. Number

City	State	Zip Code

I, the undersigned, employed as Title

in the Department of Agency

filed an application for service retirement on [MM/DD/YYYY] / / to take effect on [MM/DD/YYYY] / /.

I hereby **WITHDRAW** said application for retirement.

Signature of Member	Date

This form must be acknowledged before a Notary Public or Commissioner of Deeds

State of _____ County of _____ On this ____ day of _____, 20____, personally appeared before me the above named, _____, to me known, and known to me to be the individual described in and who executed the foregoing instrument, and he or she acknowledged to me that he or she executed the same, and that the statements contained therein are true.

Signature of Notary Public or Commissioner of Deeds _____

Official Title _____

Expiration Date of Commission _____

If you have an official seal, affix it

Sign this form and have it notarized, THIS PAGE



Mail completed form to:
30-30 47th Avenue, 10th Fl
Long Island City, NY 11101



Empty rectangular box for stamp or marking.

Request to Change or Correct Retirement Date

If you previously filed a Service Retirement Application with NYCERS, you may change your retirement date by filing this form with NYCERS up to the day before your effective retirement date. If your request is received on or after your retirement date, it is denied.

Note: You cannot change your retirement date if you are already receiving your pension from NYCERS.

Send this form to NYCERS, 30-30 47th Avenue, 10th floor, Long Island City, NY 11101, or bring it to NYCERS' Customer Service Center at 340 Jay Street, Mezzanine Level, Brooklyn, NY. NOTE: If the address you provide on this form is different from your address in our system, the new address will become your official address in our records.

No advance (partial) pension payment will be sent to you until NYCERS has a copy of your birth certificate on file.

Member Number, Last 4 Digits of SSN, Home Phone Number, Work Phone Number

First Name, M.I., Last Name

In Care of (if applicable)

Address, Apt. Number

City, State, Zip Code

I, the undersigned, employed as Title

Agency in the

filed an application for service retirement with NYCERS on [MM/DD/YYYY]

I requested that the date of retirement be made effective [MM/DD/YYYY]

It is now my desire to change or correct the retirement date to [MM/DD/YYYY]

Signature of Member, Date

This form must be acknowledged before a Notary Public or Commissioner of Deeds

State of County of On this day of 20, personally appeared before me the above named, to me known, and known to me to be the individual described in and who executed the foregoing instrument, and he or she acknowledged to me that he or she executed the same, and that the statements contained therein are true.

Signature of Notary Public or Commissioner of Deeds, Official Title, Expiration Date of Commission

If you have an official seal, affix it



Mail completed form to:
30-30 47th Avenue, 10th Fl
Long Island City, NY 11101



--

Authorization for Electronic Fund Transfer (EFT) of Monthly Retirement Allowance

Complete this form if you wish to have your NYCERS check automatically deposited into your bank (checking or savings) account by Electronic Fund Transfer (EFT). Be sure to read the instructions on the back of this form before submitting it to NYCERS. **NOTE: If the address you provide on this form is different from your address in our system, the new address will become your official address in our records.** Should you have any questions, please contact our Call Center at 347-643-3000.

Member Number	OR	Pension Number	Last 4 Digits of SSN	Daytime Phone ()

First Name	M.I.	Last Name

Address	Apt. Number

City	State	Zip Code

Provide the banking information below and attach a preprinted personal check or deposit slip or a copy of your checking or savings account bank statement. Your name must appear on the preprinted check or bank document and it must match the name in NYCERS' records exactly in order for us to process this request.

I wish to deposit my monthly retirement allowance in my Checking or Savings account. I have read and understand the conditions on page 2 of this form and hereby authorize NYCERS to send my monthly retirement allowance via EFT.

BANKING INFORMATION (please print):

Bank Name	Phone Number

Branch Address

City	State	Zip Code

Account Number	Bank Routing Number

Signature of Member	Date

This form must be acknowledged before a Notary Public or Commissioner of Deeds

State of _____ County of _____ On this ____ day of _____ 20____, personally appeared before me the above named, _____, to me known, and known to me to be the individual described in and who executed the foregoing instrument, and he or she acknowledged to me that he or she executed the same, and that the statements contained therein are true.

If you have an official seal, affix it

Signature of Notary Public or Commissioner of Deeds _____
Official Title _____
Expiration Date of Commission _____

--

If payments are transferred in error by NYCERS, the bank will return such payments to NYCERS as authorized by the depositor. The bank also agrees to apply the same procedures described in 31 CFR 210 to such transfers, and agrees to reimburse NYCERS to the same extent as Federal agencies are reimbursed under 31 CFR 210.



Mail completed form to:
30-30 47th Avenue, 10th Fl
Long Island City, NY 11101



Filling out this form and submitting it to NYCERS authorizes:

1. The Office of the Comptroller of the City of New York, on behalf of the New York City Employees' Retirement System (NYCERS) to send my monthly retirement allowance via Electronic Fund Transfer (EFT) to the bank* designated on this form for deposit in my account.
2. My bank: (a) to receive my monthly retirement allowance via EFT for deposit in my account AND (b) to deduct from my designated account or deposits in my name at this bank all amounts transferred in error by NYCERS or any amounts sent after my death and to reimburse NYCERS to the extent of such deductions, applying the same procedures described in 31 CFR 210 to such transfers in error and reimbursing NYCERS to the same extent as Federal agencies are reimbursed under 31 CFR 210.
3. My heirs, my estate and designated beneficiaries of my monthly retirement allowance, respectively, to reimburse NYCERS for any amount deposited in error after my death, in event that my account is closed or contains an insufficient balance to reimburse NYCERS.

This EFT authorization will remain in effect until I have given written notice to NYCERS canceling the EFT.

* The bank you name must be a member of the Automated Clearing House in order for your funds to be deposited electronically.

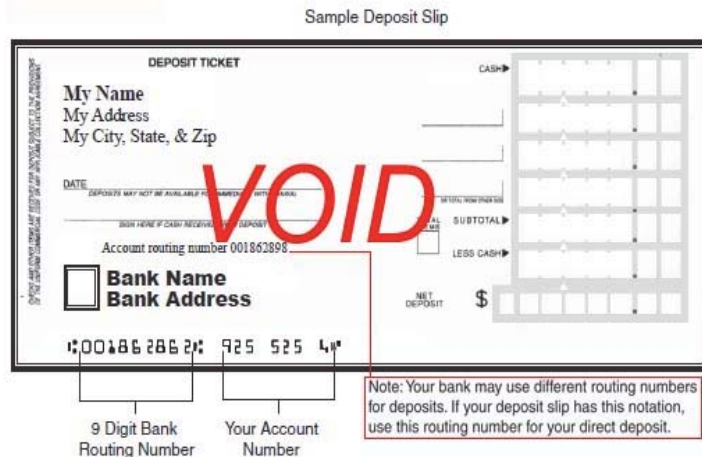
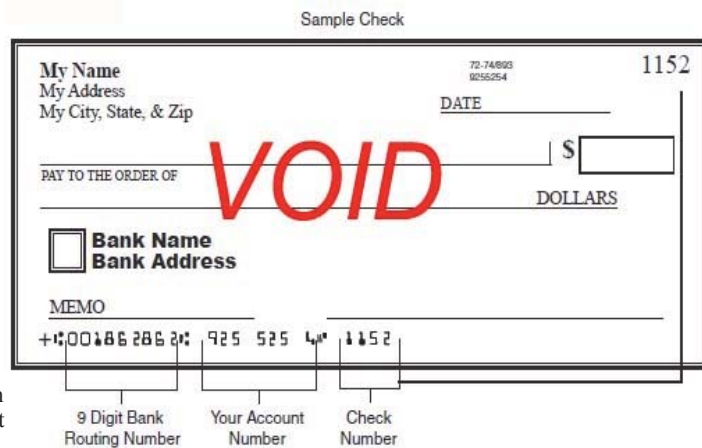
HOW EFT WORKS:

1. Your net retirement allowance is automatically credited to your bank account on the last day of each month providing it's a business day; if the last day is a weekend or holiday, the funds are deposited on the next business day.
2. Your monthly net retirement allowance will appear on your bank statement.
3. A quarterly statement, issued by the Office of the Comptroller, will be mailed to your home address. It will reflect details of your monthly retirement allowance, including deductions for union dues, health insurance and federal income tax withheld during the three-month period.

Your monthly retirement allowance can be deposited in either your checking or savings account - NOT split between both.

TO AUTHORIZE EFT:

- Provide your personal and banking information on page 1.
- Attach a preprinted personal check (name must appear on check) or preprinted savings deposit slip to this page. If your bank no longer provides personal checks or preprinted savings deposit slips, attach a copy of the top portion of your Checking or Savings Account Bank Statement.
- If submitting a preprinted check or deposit slip write VOID (in large letters) across the face, as indicated in the sample.
- Do NOT sign the check that you are attaching to this page.
- The name on your bank account **must match exactly** your name in NYCERS' records.



Note: It may take up to 45 days from receipt of this form for the account to be processed for EFT.

Proof of Identity Fact Sheet

All Tiers

November 2021

The New York City Employees' Retirement System (NYCERS) will accept certain documents from members, retirees, or beneficiaries as proof of their name (not proof of date of birth) or change of name.

The appropriate items from **Part I - Proof of Identity Section A and Section B** must be provided to satisfy requirements for acceptable proof of identification of name.

The appropriate items from **Part II - Proof of Name Change** must be provided as proof of a name change.

If the individual is unable to provide sufficient proof as listed above (such as for non-U.S. Citizens), the matter will be handled on a case-by-case basis by the division manager.

Part 1 – Proof of Identity

The following are acceptable proofs of name identification. Appropriate items from Section A **and** Section B must be provided:

- A.** The individual must show a **U.S. Social Security Card**; if none exists, then any of the following may substitute for a Social Security Card:
- Medicaid or Medicare Card; **or**
 - Social Security Annual Statement; **or**
 - 1099; **or**
 - Original letter from Social Security Administration stating individual's Social Security number and date of birth (must be on official letterhead).
- B.** In addition to the requirements in Section A above, the individual must provide **one (1)** item from Section I or **two (2)** items from Section II or **three (3)** items from Section III:

Section I: Any **one (1)** of the following:

- Driver's License, Learner Permit or Non-Driver ID Card **with** Photo that is current or expired for not more than two (2) years, from any State within the United States or U.S. Territory¹; **or**
- U.S. Passport or Passport Card; **or**
- U.S. Military Photo ID Card; **or**
- Certificate of Naturalization; **or**
- Certificate of Citizenship; **or**
- U.S. DOS Consular Report of Birth Abroad (FS-240, DS-1350, F-545); **or**
- Benefit/Medicaid/NY Food Stamp Card **with** Photo; **or**
- Current Resident Alien or Permanent Resident Card; **or**
- Valid New York City Municipal ID Card (IDNYC); **or**
- Original or certified copy of U.S. or U.S. Territory Birth Certificate showing both first and last name, issued by a Board of Health or Bureau of Vital Statistics. **Note:** Birth Certificates from Puerto Rico issued prior to July 1, 2010 are invalid and, thus, not acceptable. If no valid Birth Certificate from Puerto Rico can be provided, then the individual may submit other proof of identification in lieu of the Birth Certificate in accordance with this section.

¹(U.S. Territories are: American Samoa, Guam, Mariana Islands, Marshall Islands, Puerto Rico, Virgin Islands and Wake Island).

-OR- See Sections II and III on next page.



Section II: If the individual cannot satisfy the requirements of Section I, then any **two (2)** of the following are acceptable:

- U.S. Marriage or Divorce Record OR Court issued Name Change Decree
- U.S. Military Dependent ID Card
- Benefit/Medicaid/NY Food Stamp Card **without** Photo
- U.S. State Certificate of Title issued for any vehicle
- U.S. State Interim License or Computer-generated Learner Permit
- U.S. State Professional License
- U.S. State Registration Document (Vehicle or Boat only)
- U.S. State or Canadian Province or territory Photo Driver License (must be current or expired no longer than one (1) year)

Section III: If the individual has **none** of the items in Section II, then **three (3)** of the following are acceptable. However, if the individual can provide only **one** of the items from Section II, then any **two (2)** of the following are required:

- Bank Statement
- Cancelled Check (with pre-printed name and address)
- Federal or State Income Tax W-2 (with SSN)
- U.S. Cash or Debit card (ATM) OR Valid Major U.S. Credit Card (must have signature and pre-printed name)
- U.S. Computer Printed Pay Stub (with name and address)
- U.S. Employee ID Card
- U.S. College ID
- U.S. Health Insurance Card/Prescription Card to show current proof of health insurance coverage
- U.S. Union Card
- U.S. Utility bill with name and address. (A utility bill is a bill containing the applicant's name and address for any recurring service such as home phone, cell phone, electric, gas, garbage collection, or water bill).
- Veteran's Universal Access Photo ID Card

Part 2 – Proof of Name Change

In order to change a name in NYCERS' records, the individual must present their Birth Certificate, [Form #291 – Name Change Affidavit](#), and:

1. For individuals who were previously married and have resumed the use of their birth name, a copy of the judgment of divorce authorizing the use of the birth name; **or**
2. For members who have had multiple name changes, NYCERS requires documentation, such as a marriage certificate or divorce decree, for each change of name, up to, and including, the current name; **or**
3. If a name was changed by court order, a copy of such court order; **or**
4. For all other name changes, the individual must comply with Part 1 above (Sections A and B); **or**
5. If the requirements from Part 1 cannot be satisfied then any **three (3)** of the following additional documents showing the changed name will be acceptable:
 - A school record
 - A bible or other family record (the original document must be presented for NYCERS' examination)
 - An insurance policy
 - An employment record showing name
 - A child's birth certificate which shows member's/retiree's name
 - An immigration record
 - Some other record which shows the name, for example: hospital treatment, labor union, permits, licenses, voting registration receipts, valid New York City Municipal ID Card (IDNYC)





BIRTHDATE EVIDENCE ALTERNATIVES FACT SHEET

NOVEMBER 2015

NYCERS requires a copy of your birth certificate, and in some cases a copy of your beneficiary's birth certificate as well, in order to calculate retirement benefits. This fact sheet lists alternative documentation that NYCERS will accept as evidence of birthdate if you cannot provide a legible, English-language birth certificate.

In place of documents that are in a language other than English, please submit a notarized English translation of the birth certificate, as well as a copy of your original.

In place of documents that are illegible, please submit a clear, legible copy of the birth certificate free of markings and erasures.

If you are unable to obtain an original birth certificate, you may submit a letter from the Social Security Administration containing date of birth, or a copy of one of the following that shows a birthdate:

Hospital birth record	Current U.S. Passport or U.S. Passport Card
Ecclesiastical record (religious document; this must indicate date of birth or age)	Naturalization (citizenship) certificate
State or Federal census record	A "delayed" birth certificate
Current Resident Alien or Permanent Resident Card	

If you do not have a birth certificate or any of the documents listed above, you (or your beneficiary) must complete a **Birth Evidence Affidavit** and submit it to NYCERS with a copy of **any three (3) of the following documents that show a birthdate**:

School record	Your child's birth certificate showing your date of birth
Signed statement by the physician/midwife who was in attendance at birth	Immigration record
Bible or other family record (do not tear out a page; bring full record or book to our Customer Service Center)	Hospital chart/record
Insurance policy	Current Foreign Passport
Marriage record	Labor union or fraternal records
Employment record	Permit, license, voter registration, NYC Municipal ID Card

If your name is different from the name on the birthdate evidence, you are required to provide additional valid documentation explaining the name change, such as a court order, a copy of a marriage certificate or divorce papers. Please write your member number on any document that you send.

Birth Certificates from Puerto Rico issued prior to July 1, 2010 are invalid and therefore not acceptable.

Birthdate Evidence Alternatives Fact Sheet #709



340 Jay Street, Brooklyn, NY
Mezzanine level



30-30 47th Avenue, 10th Floor
Long Island City, NY 11101



(347) 643-3000



www.nycers.org

The Retirement Process



Advance Payments

- If you retire the **1st** or **2nd** of the month, you will receive an advance payment at the end of the month in which you retire.
- If you retire on the **3rd** of the month or later, you will not receive an advance payment until the end of the following month.

1	2	3	4	5	6	7
8	9	10	11	12	13	14
15	16	17	18	19	20	21
22	23	24	25	26	27	28
29	30	31				



Notes

Advance Payments

All Tiers

March 2019

Below are the calculations used to determine your monthly advance pension payment. This is only a temporary partial pension payment. Once you select an option, NYCERS will calculate and pay your full pension payment. The date of your retirement will determine when you receive your first payment. See the "Filing For Retirement" Brochure #891 to determine when you will receive your first partial payment.

PLAN	Tier 1 <i>Membership prior to 7/1/1973</i>	Tier 2 <i>Membership from 7/1/1973 through 7/26/1976</i>	Tier 3 <i>Membership from 7/27/1976 through 8/31/1983</i>	Tier 4 <i>Membership from 9/1/1983 through 3/31/2012</i>	Tier 6 and Modified Tier 3 <i>Membership on or after 4/1/2012</i>
Special Officer 25-Year Plan	44% times earnings divided by 12	40% times FAS divided by 12	N/A	40% times FAS divided by 12	40% times 5-year FAS divided by 12
Auto Worker 25-Year Plan	N/A	40% times FAS divided by 12	N/A	40% times FAS divided by 12	40% times 5-year FAS divided by 12
Deputy Sheriff 25-Year Plan	N/A	44% times FAS divided by 12	N/A	44% times FAS divided by 12	40% times 5-year FAS divided by 12
911 Communications Operators Plan	N/A	40% times FAS divided by 12	N/A	40% times FAS divided by 12	40% times 5-year FAS divided by 12
Police 20-Year Plan, Mod P-20 (Tier 2)	40% times earnings divided by 12	35% times FAS divided by 12	N/A	N/A	N/A
Sanitation 20-Year Plan, Mod S-20 (Tier 2)	40% times earnings divided by 12	35% times FAS divided by 12	N/A	N/A	N/A
Sanitation 20-Year Plan	N/A	40% times FAS divided by 12	N/A	40% times FAS divided by 12	N/A
Transit 20-Year Plan, Mod T-20 (Tier 2)	40% times earnings divided by 12	35% times FAS divided by 12	N/A	N/A	N/A
Transit 25/55 Plan	N/A	N/A	N/A	For under 30 years of service, 40% times FAS divided by 12 For 30 or more years of service, 45% times FAS divided by 12	40% times 5-year FAS divided by 12
Career Pension Plan (CPP)	44% times earnings divided by 12	N/A	N/A	N/A	N/A
Dispatcher 25-Year Plan	44% times FAS divided by 12	40% times FAS divided by 12	N/A	40% times FAS divided by 12	40% times 5-year FAS divided by 12
EMT 25-Year Plan	44% times FAS divided by 12	40% times FAS divided by 12	N/A	40% times FAS divided by 12	40% times 5-year FAS divided by 12
Modified CPP, CPP-I (Tier 2) Plan	N/A	44% times FAS divided by 12	N/A	N/A	N/A

Advance Payments Fact Sheet #892 – Page 1



340 Jay Street, Brooklyn, NY
Mezzanine level



www.nycers.org



(347) 643-3000



30-30 47th Avenue, 10th Floor
Long Island City, NY 11101

NYCERS WALK-IN and CALL CENTER Hours: Monday & Wednesday 8 am – 6 pm | Tuesday & Thursday 8 am – 5 pm | Friday 8 am – 3 pm

PLAN	Tier 1 <i>Membership prior to 7/1/1973</i>	Tier 2 <i>Membership From 7/1/1973 through 7/26/1976</i>	Tier 3 <i>Membership From 7/27/1976 through 8/31/1983</i>	Tier 4 <i>Membership From 9/1/1983 through 3/31/2012</i>	Tier 6 and Modified Tier 3 <i>Membership on or after 4/1/2012</i>
DA Investigators 20-Year Plan	N/A	44% times FAS divided by 12	N/A	N/A	N/A
DA Investigators 25-Year Plan	N/A	44% times FAS divided by 12	N/A	N/A	N/A
22-Year Plan for Sanitation Force, Correction Force and DA Investigators who joined on or after 4/1/2012 (Modified Tier 3)	N/A	N/A	N/A	N/A	Less than 22 years: 35% times 5-year FAS divided by 12 Greater than 22 years: 40% times 5-year FAS divided by 12
TBTA 20-Year Plan	N/A	40% times FAS divided by 12	N/A	40% times FAS divided by 12	40% times 5-year FAS divided by 12
55-Year-Increased-Service-Fraction Plan (ISF)	1.20% times total years of service times last full year of earnings divided by 12	N/A	N/A	N/A	N/A
Modified ISF Plan, ISF-I Plan	N/A	1.20% times full years of service times FAS divided by 12	N/A	N/A	N/A
Coordinated-Escalator Plan Article 14 (Tier 3)	N/A	N/A	80% times 1% times full years of service times FAS divided by 12	N/A	N/A
Basic Tier 4 Plan (62/5)	N/A	N/A	Under 20 Years of Service: 1.20% times FAS times years of service minus [outstanding loan divided by actuarial factor] divided by 12 Over 20 Years of Service: 1.50% times FAS times years of service minus [outstanding loan divided by actuarial factor] divided by 12	N/A	N/A
25-Year Retirement Plan (55/25) – AND – Age-57 Retirement Plan (57/5)	N/A	N/A	N/A	Under 20 Years of Service: 1.20% times FAS times years of service minus [outstanding loan divided by actuarial factor] divided by 12 Over 20 Years of Service: 1.50% times FAS times years of service minus [outstanding loan divided by actuarial factor] divided by 12	N/A



PLAN	Tier 1 <i>Membership prior to 7/1/1973</i>	Tier 2 <i>Membership From 7/1/1973 through 7/26/1976</i>	Tier 3 <i>Membership From 7/27/1976 through 8/31/1983</i>	Tier 4 <i>Membership From 9/1/1983 through 3/31/2012</i>	Tier 6 and Modified Tier 3 <i>Membership on or after 4/1/2012</i>
Basic Tier 6 (63/10) Retirement Plan	N/A	N/A	N/A	N/A	<p>Under 20 years: 1.20% times 5-year FAS times years of service minus [outstanding loan divided by actuarial factor] divided by 12</p> <p>Over 20 years: 1.50% times 5-year FAS times years of service minus [outstanding loan divided by actuarial factor] divided by 12</p>
Correction Officer 20-Year Plan	N/A	40% times FAS divided by 12	40% times FAS divided by 12	N/A	N/A
Correction Captain 20-Year Plan	N/A	40% times FAS divided by 12	40% times FAS divided by 12	N/A	N/A
Correction Officer 25-Year Plan	N/A	N/A	40% times FAS divided by 12	N/A	N/A
Correction Force 20-Year Plan	N/A	N/A	40% times FAS divided by 12	N/A	N/A
Other than above	80% times 1% times full years of service times Final Compensation divided by 12	80% times 1% times full years of service times Final Compensation divided by 12	N/A	N/A	N/A



340 Jay Street, Brooklyn, NY
Mezzanine level



www.nycers.org



(347) 643-3000



30-30 47th Avenue, 10th Floor
Long Island City, NY 11101

NYCERS WALK-IN and CALL CENTER Hours: Monday & Wednesday 8 am – 6 pm | Tuesday & Thursday 8 am – 5 pm | Friday 8 am – 3 pm

REDUCTION FACTORS FOR ADVANCED PAYMENTS (SERVICE RETIREMENTS)

Reduction factor for attained age on date of retirement, to be used in Tier 2 CPP and ISF formulas for members retiring prior to normal retirement age (62):

Age at Retirement	62	61	60	59	58	57	56	55
Reduction Factor	None	6.0%	12.0%	15.0%	18.0%	21.0%	24.0%	27.0%

Reduction factor for attained age on date of retirement, to be used in Tier 3 formulas for members retiring prior to normal retirement age (62):

Age at Retirement	62	61	60	59	58	57	56	55
Reduction Factor	None	6.7%	13.3%	16.7%	20.0%	23.3%	26.7%	30.0%

Reduction factor for attained age on date of retirement, to be used in the Basic Tier 4 (62/5) Plan formulas for members retiring prior to normal retirement age (62):

Age at Retirement	62	61	60	59	58	57	56	55
Reduction Factor	None	6.0%	12.0%	15.0%	18.0%	21.0%	24.0%	27.0%

Reduction factor for attained age on date of retirement, to be used in the Basic Tier 6 (63/10) Plan formulas for members retiring prior to normal retirement age (63):

Age at Retirement	63	62	61	60	59	58	57	56	55
Reduction Factor	None	6.5%	13.0%	19.5%	26.0%	32.5%	39.0%	45.5%	52.0%

Below is the strict definition of how your pension is calculated. However, when calculating your advance payment, NYCERS will substitute your FAS or Final Compensation with your earnings, or the average of the last three years (five years for Tier 6 members), as indicated on your W2 form.

FAS: Your Final Average Salary is the average of the wages earned in the 36 months (60 months for Tier 6 members) prior to your retirement; or, the average of the wages earned in any three (five for Tier 6) consecutive calendar years that you wish to use in this calculation. However, there are some important things to consider:

- **Tier 2 members (and Tier 1 members with a membership date after 06/17/71):** Any year used in the calculation of the FAS (Final Salary for Tier 1) cannot exceed the average of the previous two years' wages by 20% (the previous year for Tier 1). Any amount in excess of the 20% is not used in this calculation.

- **Tier 3 and Tier 4 members:** Any year used in the calculation of the FAS cannot exceed the average of the previous two years' wages by 10%. Any amount in excess of the 10% is not used in this calculation.
- **Tier 6 and Modified Tier 3 members:** Any year used in the calculation of the FAS cannot exceed the average of the previous four years' wages by 10%. Any amount in excess of the 10% is not used in this calculation.
- **Final Compensation:** The average compensation earned during the five-year period immediately preceding a member's retirement, or any consecutive five calendar-year period before the member's retirement that would provide him or her with the greatest average compensation.

No advance (partial) pension payment will be sent to you until NYCERS has a copy of your birth certificate or other valid birthdate evidence on file.



Service Credit

SA-20 & SA-22 Plan Members

All these types of credits count towards your retirement:

- Membership Service
- Purchased Service
- Military Service
- Transferred Service
- Membership Reinstatement
- Union Leave
- Part-Time Service

**The more
Service Credit
you have...**

**..the higher
your pension
becomes**



Leave Without Pay (LWOP)

Any service rendered during employment that is *UNPAID* will NOT be Credited Service.

This includes any unpaid periods for:

FMLA

Medical
Leave

Parental
Leave

Suspension

Any periods while on Workers' Compensation are ONLY pensionable for TBTA & Transit Operating Force members.

Generally, members are not permitted to buyback previous service for time spent off payroll.



Notes



Calculating Your Final Average Salary

You have heard the term Final Average Salary (FAS) used in the context of determining your retirement benefit. But what does FAS really mean?

THE STRICT DEFINITION IS:

FAS is defined as the wages earned by a member during any three consecutive calendar years or the 36 months immediately preceding the member's retirement date which provide the highest average wage.

HOWEVER:

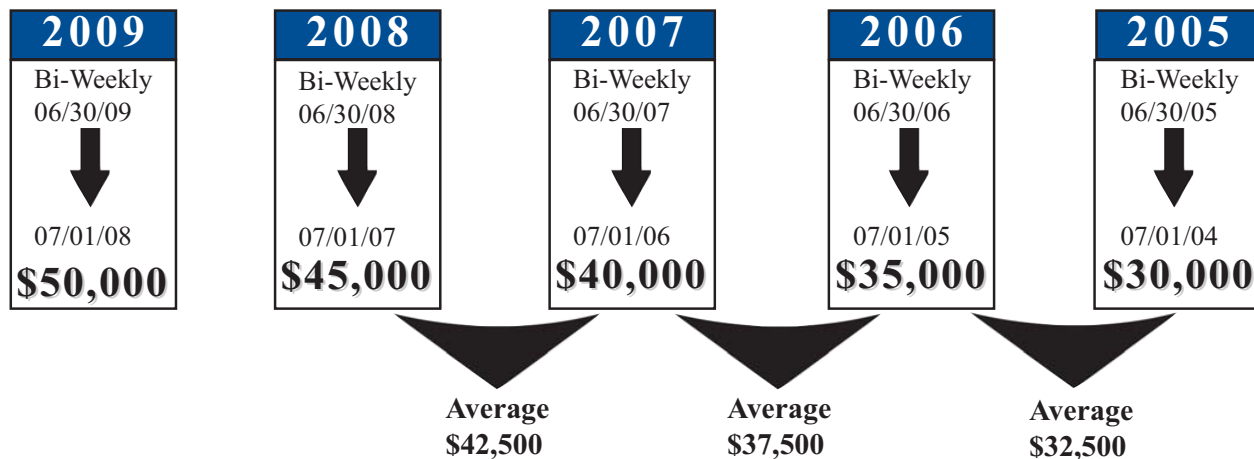
Wages earned during any year (used in the FAS) cannot exceed the average of the previous two years by 10%.

NYCERS WILL:

Look at every paycheck for each year (in the five year period prior to your retirement date) and determine where the money was actually earned - not paid. If necessary, wages will be reallocated back to where they were earned.

Let's look at an example of how your FAS is calculated.

This explanation is based on a member's hypothetical retirement date of July 1, 2009.



Step 1

Compare the first twelve month period (\$50,000) to the average of the previous two years (\$45,000 and \$40,000)
 Multiply the average by 110% ($\$42,500 \times 1.10 = \$46,750$)
 The \$50,000 exceeds the 10% threshold by \$3,250
 Subtract the excess from the wage $\$50,000 - \$3,250 = \$46,750$

Step 2

Compare the second twelve month period (\$45,000) to the average of the previous two years (\$40,000 and \$35,000)
Multiply the average by 110% ($\$37,500 \times 1.10 = \$41,250$)
The \$45,000 exceeds the 10% threshold by \$3,750
Subtract the excess from the wage $\$45,000 - \$3,750 = \$41,250$

Step 3

Compare the third twelve month period (\$40,000) to the average of the previous two years (\$35,000 and \$30,000)
Multiply the average by 110% ($\$32,500 \times 1.10 = \$35,750$)
The \$40,000 exceeds the 10% threshold by \$4,250
Subtract the excess from the wage $\$40,000 - \$4,250 = \$35,750$

Step 4

Replace the original wages in the first three years with the new averages

2009	2008	2007
\$50,000 is now \$46,750	\$45,000 is now \$41,250	\$40,000 is now \$35,750

Step 5

Add the revised 2009, 2008 and 2007 average salaries together and divide by 3. The result is your FAS.

2009	2008	2007				
\$46,750	+	\$41,250	+	\$35,750	=	\$123,750

$$\frac{\$123,750}{3} = \$41,250$$

FAS

Calculating Your FAS #929 - Page 2



340 Jay Street, Brooklyn, NY
Mezzanine level



30-30 47th Avenue, 10th Floor
Long Island City, NY 11101



(347) 643-3000



www.nycers.org

Maximum Compensation Limit under IRC 401(a)(17) for 2022 and Prior Retirements, As Applicable



NYC EMPLOYEES'
RETIREMENT SYSTEM

All Tiers

March 2022

The Omnibus Budget and Reconciliation Act of 1993 (OBRA '93) reduced the Maximum Compensation Limit under IRC 401(a)(17) for employees of the private sector. After a transition period the compensation limit was extended to include eligible participants of governmental state and local plans.

OBRA '93 reduced the Maximum Compensation Limit under IRC 401(a)(17) from \$235,840 to \$150,000 for employees of private sector Qualified Plans effective for plan years beginning in 1994. The Maximum Compensation Limit under IRC 401(a)(17) for plan years beginning in 1993 was \$235,840. The \$150,000 Maximum Compensation Limit under IRC 401(a)(17) is adjusted annually for cost-of-living increases in accordance with IRS guidelines.

While OBRA '93 reduced the Maximum Compensation Limit for the private sector for plan years beginning after December 31, 1993, it provided a "Transitional Rule" for "eligible participants" of governmental state and local plans.

An eligible participant for this purpose is defined as any individual who first became a participant in the plan prior to the first plan year beginning after December 31, 1995.

Therefore, the NYCERS members who joined the retirement system prior to July 1, 1996 (first plan year beginning after 12/31/1995) are exempt from the OBRA '93 Maximum Compensation Limit reductions and are "grandfathered" in the Maximum Compensation Limit rules that were in effect as of July 1, 1993 as escalated to the date of benefit determination.

However, members who first joined the plan on or after July 1, 1996 are not eligible for the "grandfathered" Pre-OBRA '93 Maximum Compensation Limit and are subject to the private sector reduced Maximum Compensation Limit under OBRA '93 as escalated to the date of benefit determination.

Please note that the Maximum Compensation Limits under IRC 401(a)(17) are adjusted annually by the IRS effective as of January 1.

IRS Regulation 1.401(a)(17) – 1(b)(3)(ii) provides that for plans that determine compensation used in determining benefit accruals on the basis of compensation for a 12-consecutive-month period or periods, the annual Maximum Compensation Limit to be applied to the compensation for each of those periods is the Maximum Compensation Limit in effect for the respective calendar year in which each 12-month period begins.

Therefore, any Maximum Compensation Limit under IRC 401(a)(17) as adjusted for cost-of-living is to be applied to the compensation in each 12-month period in the member's Final Average Salary period and is based on the respective IRC 401(a)(17) Maximum Compensation Limit in effect at the beginning of each respective 12-month period.

For example, the annual Maximum Compensation Limit for 2022 which became effective as of January 1, 2022 is to be applied to the compensation for any 12-month period beginning in 2022.

The Maximum Compensation Limits for 2022 are \$305,000 for non-grandfathered members of the NYCERS and \$450,000 for grandfathered members of the NYCERS.

The Maximum Compensation Limits under IRC 401(a)(17) as adjusted for cost-of-living are also to be applied to any required member contribution during a calendar year so that the member is not charged contributions for any compensation in excess of the respective calendar year Maximum Compensation Limit.



The effective grandfathered (Pre-OBRA '93) and OBRA '93 Compensation Limits since 1996 are presented below:

Calendar Year	Maximum Compensation Limits	
	Grandfathered	OBRA '93
1996	\$250,000	\$150,000
1997	260,000	160,000
1998	265,000	160,000
1999	270,000	160,000
2000	275,000	170,000
2001	285,000	170,000
2002	295,000	200,000
2003	300,000	200,000
2004	305,000	205,000
2005	315,000	210,000
2006	325,000	220,000
2007	335,000	225,000
2008	345,000	230,000
2009	360,000	245,000
2010	360,000	245,000
2011	360,000	245,000
2012	375,000	250,000
2013	380,000	255,000
2014	385,000	260,000
2015	395,000	265,000
2016	395,000	265,000
2017	400,000	270,000
2018	405,000	275,000
2019	415,000	280,000
2020	425,000	285,000
2021	430,000	290,000
2022	450,000	305,000

Note: Wages in excess of the annual salary paid to the Governor of the State of New York are excluded from wages used in the calculation of the Final Average Salary for Tier 6 Basic (63/10) and Tier 6 Special Plan members. The Governor's salary for calendar year 2022 is \$250,000.



Your Final Average Salary (FAS) – Tier 4

Final Average Salary is the greater of:

The average of wages earned in any
three consecutive calendar years

or

the average of wages earned in the 36
months immediately preceding your
retirement date



Notes

Your Retirement Benefit

SA-20 Plan Members

- 50% times Final Average Salary (FAS) for the first 20 years of Allowable Sanitation Service
 - 1½% times Final Compensation* for each year of Allowable Sanitation Service in excess of 20 years
 - 1% times Final Compensation for each year of Credited Service other than Allowable Sanitation Service
- ❖ The average compensation earned during the five-year period immediately preceding a member's retirement date or any consecutive five calendar years prior to the member's retirement date that would provide them with the greatest average compensation.



Must be in specific title at retirement

Notes

Final Average Salary (FAS)
SA-22 Plan Members

Final Average Salary is the greater of:

The average of wages earned in any five
consecutive calendar years

or

The average of wages earned in the 60 months
immediately preceding your retirement date



Notes

Your Retirement Benefit

SA-22 Plan Members

- 50% times Final Average Salary (FAS) for the first 22 years of Credited Sanitation Service
minus
- 50% of the member's Primary Social Security Benefit commencing at age 62, which is determined by a formula based upon wages earned from a public employer from which Social Security deductions were taken.

Must be in specific title at retirement



Notes

Outstanding Loans at Retirement

For SA-20 Plan Members ONLY



An outstanding loan at retirement will **permanently** reduce your annual retirement benefit.



Average **annual** reduction of your retirement benefit is \$80 for every \$1,000 of outstanding loan.

You can repay loan balance(s) in full, at any time post-retirement



Notes

Loan Reduction Factors For 2022 Retirements



**NYC EMPLOYEES'
RETIREMENT SYSTEM**

Tier 3, 4, and 6

March 2022

An outstanding loan at retirement will permanently reduce your retirement benefit. The amount of the reduction in your benefit depends on the date of your retirement, your age at retirement, the size of the loan, and whether you are in a Uniformed title (Correction or Sanitation members) or a Non-Uniformed title.

The chart below illustrates the benefit reduction in dollars for every \$1,000 of an outstanding loan, based on a table of factors used for 2022 service retirements from January 1, 2022 to December 31, 2022 for Uniformed and Non-Uniformed titles.

On each chart, locate your age at retirement and multiply the amount in the corresponding box by how many \$1,000's of loan dollars are still unpaid.

Example: Age 61 (Non-Uniformed) with a \$10,000 outstanding loan
 Age 61 (Non-Uniformed) = \$52.43 per \$1,000 of loan
 Multiply that by 10 (for the \$10,000 loan)
 \$52.43 x 10 = \$524.30
 Your annual Maximum Retirement Allowance will be reduced by \$524.30.

Outstanding Loan Reduction Amounts Based on 2022 Loan Factors *					
Age at Retirement	Annual Reduction per \$1,000 of Loan		Age at Retirement	Annual Reduction per \$1,000 of Loan	
	2022 Non-Uniformed	2022 Uniformed		2022 Non-Uniformed	2022 Uniformed
40	\$33.90	\$34.33	58	\$48.56	\$49.43
41	34.44	34.89	59	49.78	50.68
42	35.01	35.48	60	51.07	52.01
43	35.60	36.09	61	52.43	53.42
44	36.21	36.72	62	53.86	54.89
45	36.85	37.38	63	55.37	56.45
46	37.53	38.07	64	56.98	58.11
47	38.23	38.80	65	58.70	59.88
48	38.97	39.56	66	60.54	61.78
49	39.74	40.36	67	62.51	63.82
50	40.56	41.20	68	64.63	66.01
51	41.42	42.09	69	66.92	68.37
52	42.31	43.01	70	69.40	70.94
53	43.25	43.97	71	72.12	73.75
54	44.22	44.98	72	75.06	76.78
55	45.24	46.02	73	78.24	80.08
56	46.30	47.10	74	81.70	83.68
57	47.40	48.24	75	85.50	87.63

* Please note that the examples shown above reflect Service Retirement only. If you retired under Disability, these numbers would change and your reduction may be greater.

Loan Reduction Factors #714



340 Jay Street, Bklyn, NY
Mezzanine level



Forms, Brochures,
Fact Sheets at
www.nycers.org



Upload Documents at
www.mynycers.org



(347) 643-3000
M - F, 8am to 5pm



30-30 47th Avenue, 10th Fl.
Long Island City, NY 11101

Retirement Options

MS. SMITH
 812 ANONA ST
 BROOKLYN, NY 11112

MAR 20 2003

DEAR RETIREE: RE: MEMBER NO.: 123456

SHOW BELOW ARE THE APPROXIMATE ALLOWANCES PAYABLE ON YOUR RETIREMENT 11/28/20XX.

TYPE OF ALLOWANCE	TOTAL ANNUAL ALLOWANCE
MAXIMUM	\$ 3,784
OPTION 1	2,802
OPTION 2 (75% CONTINUED)	2,784
(50% CONTINUED)	3,190
OPTION 3	3,428
(25% CONTINUED)	3,646
OPTION 4	3,514
OPTION 5 (100% CONTINUED)	2,775
(50% CONTINUED)	3,172

THE ENCLOSED BOOKLET EXPLAINS THE OPTIONS IN DETAIL. THE BENEFITS DESCRIBED IN THIS LETTER ARE BASED UPON THE FOLLOWING INFORMATION:

TYPE OF RETIREMENT:	SERVICE
YOUR DATE OF BIRTH:	22/22/19XX
BENEFICIARY UNDER OPTIONS 1, 2 AND 5	BETTY DOE
BENEFICIARY'S DATE OF BIRTH (DOCUMENTATION REQUIRED)	05/23/19XX
FINAL AVERAGE SALARY	\$32,155.69
TOTAL SERVICE	8.33
MEMBER CONTRIBUTIONS	48,457.85

STARTING 2/22/2010, VISIT 340 JAVY STREET FOR ALL MEMBER & PENSIONER SERVICES

- You can view your option letter online in your MyNYCERS account once it is ready.
- A hard copy will also be mailed to your address on file.
- You will have 60 days from the date on the Final Option package to make your final election.



Notes



Option Letter

TIER 4

VERSION JULY 2010

Below is a sample Option Letter, which outlines a hypothetical retirement benefit under the various options available. This letter will contain amounts that you, as well as your beneficiary, should you choose to nominate one, will receive under the various options available. Selecting your option is an important decision, so be sure you read the enclosed "Option brochure" to understand each option.

If you are in the process of retiring, an Option Letter may be sent so quickly that the amount of any loan taken at retirement may not have been factored into your retirement allowance. Remember, loans at retirement will reduce your retirement allowance.

If a loan is processed after your Option Letter, the amounts stated in that letter will not be correct. Please contact NYCERS immediately if you realize that this has happened in your case. Failure to contact NYCERS will result in an overpayment in your retirement allowance, a future downward revision in your benefit, and a requirement that you return any overpayments.

MS. SMITH
012 AMONA ST
BRKLYN, NY 11112

MAR 20 2003

DEAR RETIREE:

RE: MEMBER NO.: 123456

SHOWN BELOW ARE THE APPROXIMATE ALLOWANCES PAYABLE ON YOUR RETIREMENT 11/20/2002.

TYPE OF ALLOWANCE	TOTAL ANNUAL ALLOWANCE
MAXIMUM	\$ 3,704
OPTION 1	2,802
OPTION 2 (75% CONTINUED)	2,984
(50% CONTINUED)	3,190
(25% CONTINUED)	3,428
OPTION 3	3,646
OPTION 4	3,514
OPTION 5 (100% CONTINUED)	2,773
(50% CONTINUED)	3,172

THE ENCLOSED BOOKLET EXPLAINS THE OPTIONS IN DETAIL. THE BENEFITS DESCRIBED IN THIS LETTER ARE BASED UPON THE FOLLOWING INFORMATION:

TYPE OF RETIREMENT:	SERVICE
YOUR DATE OF BIRTH:	22/22/1942
BENEFICIARY UNDER OPTIONS 1, 2 AND 5	JOHN DOE
BENEFICIARY'S DATE OF BIRTH (DOCUMENTATION REQUIRED)	05/23/1972
FINAL AVERAGE SALARY	\$32,155.69
TOTAL SERVICE	8.33
MEMBER CONTRIBUTIONS	\$8,657.85

REGARDLESS OF THE OPTION YOU SELECT, A POST RETIREMENT LUMP SUM BENEFIT WILL BE PAYABLE UPON YOUR DEATH TO YOUR ESTATE OR DESIGNATED BENEFICIARY. TO DESIGNATE A BENEFICIARY, COMPLETE THE ENCLOSED FORM "DESIGNATION OF BENEFICIARY FOR POST RETIREMENT LUMP SUM DEATH BENEFIT". THIS FORM MUST BE NOTARIZED AND RETURNED TO THE RETIREMENT SYSTEM. THE LUMP SUM PAYABLE IS PURSUANT TO THE FOLLOWING SCHEDULE:

MONTHS ELAPSED BETWEEN RETIREMENT AND DEATH -----	DEATH BENEFIT -----
12 MOS. OR LESS	\$ 48,509.81
OVER 12 MOS. TO 24 MOS.	\$ 24,254.90
OVER 24 MOS.	\$ 9,701.96

IF OPTION 1, OPTION 2 OR OPTION 5 IS SELECTED, DOCUMENTARY EVIDENCE IN THE FORM OF A BIRTH CERTIFICATE WILL BE REQUIRED AS PROOF OF THE DATE OF BIRTH OF YOUR BENEFICIARY. IF YOUR DESIGNATED BENEFICIARY IS A MARRIED WOMAN, YOU MUST ALSO SUPPLY A COPY OF THE MARRIAGE CERTIFICATE(S) SHOWING THE CHANGE IN NAME FROM THAT SHOWN ON THE BIRTH CERTIFICATE.

AFTER YOU DECIDE WHICH BENEFIT YOU WANT, COMPLETE THE APPROPRIATE FORM THAT HAS BEEN ENCLOSED AND, AFTER PROPER NOTARIZATION, RETURN IT TO THE RETIREMENT SYSTEM.

YOUR FINAL SELECTION OF BENEFIT MUST BE MADE WITHIN 60 DAYS OF THE DATE OF THIS LETTER. IF THIS OFFICE HAS NOT RECEIVED AN OPTION SELECTION FROM YOU WITHIN 40 DAYS OF THE DATE OF THIS LETTER (OR ORIGINAL LETTER IF EARLIER), A LETTER OF REMINDER WILL BE SENT TO YOU BY THE RETIREMENT SYSTEM.

IF NO SELECTION OF OPTION IS MADE WITHIN SUCH 60 DAY PERIOD, YOUR RETIREMENT ALLOWANCE WILL BE PROCESSED FOR FIRST PAYMENT UNDER THE MAXIMUM RETIREMENT ALLOWANCE WITHOUT OPTIONAL MODIFICATION.

OR

IF YOU FILED AN OPTION PRIOR TO RECEIPT OF THIS LETTER, AND NO OTHER SELECTION IS FILED WITHIN THE 60 DAY PERIOD, YOUR RETIREMENT ALLOWANCE WILL BE PROCESSED FOR FIRST PAYMENT UNDER THE OPTION ON FILE.

Retirement Options

Maximum Retirement Allowance

OR

- Option 1 100% Joint-and-Survivor
- Option 2 25%, 50%, or 75% Joint-and-Survivor
(SA-20 Plan Members)
- Option 2 10% ----- 90% Joint-and-Survivor
(SA-22 Plan Members)
- Option 3 Five-Year Certain
- Option 4 Ten-Year Certain
- Option 5 50% or 100% "Pop-Up"



Your option selection is permanent!

Notes



Options for Tier 4 and Tier 6 Basic and Special Plan Members

TIER 4 AND TIER 6 BASIC AND SPECIAL PLAN MEMBERS

JULY 2016

This information is intended for use by all members who join(ed) the New York City Employees' Retirement System (NYCERS) on or after July 27, 1976 EXCEPT (1) members of the Uniformed Force of the NYC Department of Correction who joined NYCERS between July 27, 1976 and March 31, 2012 (Tier 3 members), (2) DA Investigators who joined NYCERS between July 27, 1976 and March 31, 2012 (Tier 2 members), and (3) members of the Uniformed Force of the NYC Department of Correction, members of the Uniformed Force of the NYC Department of Sanitation, and investigator members employed in a District Attorney office who first became subject to Article 14 on or after April 1, 2012 (Tier 3 members) or first join(ed) NYCERS on or after April 1, 2012 (22-Year Plan members).

INTRODUCTION

When you prepare for retirement, you need answers to several questions:

- ▶ Do you want to provide continuing retirement income to your spouse, partner or survivor(s) after your death?
- ▶ What is the cost of continuing this income?
- ▶ What is the effect on your retirement allowance?

If you choose, you can provide for continuing income to your designated beneficiary by selecting an option. By selecting an option, you accept a reduced lifetime retirement allowance in exchange for the payment of a benefit to your designated beneficiary upon your death.

The following information explains the options available to you. NYCERS cannot tell you which option, if any, you should select. Your retirement needs are unique to your situation. Representatives in NYCERS' Customer Service Center will try to answer your questions regarding options and other matters pertaining to your retirement. However, you and only you can make the option choice that's right for you.

If you do not select an option, you will be awarded the Maximum Retirement Allowance.

NO OPTION (Maximum Retirement Allowance)

If you have no spouse, partner or children who depend on you for financial support, you may decide not to select an option. If you cannot afford to receive a reduced pension, you might wish to maximize your retirement income by electing to receive the Maximum Retirement Allowance. There is no reduction in benefit associated with this election.

Your retirement benefit will depend primarily on:

- ▶ the pension plan in which you are enrolled: (for example: the basic Tier 4 Plan [62/5 Plan], the Age-57 Retirement Program [57/5 Program] or the Transit 25-Year and Age 55 Retirement Program, etc.)
- ▶ the amount of service to your credit in NYCERS
- ▶ your Final Average Salary
- ▶ your contributions
- ▶ your age

Based on these factors, NYCERS computes the Maximum Retirement Allowance.

The Maximum Retirement Allowance provides the greatest benefit payment to you while you are retired, for as long as you live. However, under the Maximum Retirement Allowance, no further payments will be made after your death.

OPTION 1 (100% Joint-and-Survivor)

Option 1 is intended for the retiree who wishes to insure that after his or her death, a designated beneficiary will continue to receive a fixed annual lifetime benefit.

Option 1 reduces your Maximum Retirement Allowance, with the provision that upon your death the same reduced retirement allowance is continued to your surviving designated beneficiary for life.

Options for Tier 4 and Tier 6 Basic and Special Plan Members #926 - Page 1



340 Jay Street, Brooklyn, NY
Mezzanine level



30-30 47th Avenue, 10th Floor
Long Island City, NY 11101



(347) 643-3000



www.nycers.org

Under Option 1, the retirement allowance is paid to you no matter how long you live. Then upon your death payments continue to your surviving designated beneficiary for as long as he or she lives. Because Option 1 guarantees two specific people an income for life, the life expectancies of the retiree as well as the beneficiary are taken into consideration. Therefore, under Option 1, once you designate a beneficiary and the option is in force, you cannot change your beneficiary designation. Even if your designated beneficiary dies before you, you may not designate another person. You will continue to receive the reduced lifetime allowance.

Note: Option reduction factors are based on the ages of the retiree and the designated beneficiary at retirement. The examples herein are for illustrative purposes only, and are given to show the relative cost of the various options. They are not intended to represent your actual retirement allowance.

To Illustrate:

	\$20,000	Maximum Retirement Allowance
x	0.8459	Option 1 reduction factor
	\$16,918	Annual retirement allowance payable under Option 1

In this illustration, the retiree would receive a lifetime retirement allowance of \$16,918 per year. When the retiree dies, the surviving designated beneficiary will be paid the same retirement allowance for his or her lifetime.

If the designated beneficiary predeceases the retiree, all payments would then end upon the death of the retiree.

IN SUMMARY:

The Option 1 retirement allowance:

1. is a reduced benefit
2. is payable to you for life
3. guarantees that a percentage of your retirement allowance is payable to your designated beneficiary for his or her lifetime, if he or she survives you
4. ceases after the death of both you and your designated beneficiary
5. does not permit you to change your designated beneficiary

**OPTION 2
(25%-50%-75% Joint-and-Survivor)**

Option 2 is intended for the retiree who wishes to insure that after his or her death a designated beneficiary will continue to receive a fixed annual lifetime benefit.

Option 2 provides the retiree with a reduced Maximum Retirement Allowance. Upon your death, a retirement allowance of 75% or less (in increments of not less than 25%) of the amount paid to you is continued to your surviving designated beneficiary for life. The Option 2 reduction is not as great as the Option 1 reduction, because the surviving beneficiary receives a lesser percentage of the retiree’s allowance.

Because Option 2 guarantees two specific people an income for life, the life expectancies of the retiree as well as the beneficiary are taken into consideration. Therefore, under Option 2, once you designate a beneficiary, and the option is in force, you cannot change your beneficiary designation. Even if your designated beneficiary dies before you, you may not designate another person.

To Illustrate:

	\$20,000	Maximum Retirement Allowance
x	0.8578	Option 2 reduction factor (retiree selected 75%)
	\$17,156	Annual retirement allowance payable under Option 2

In this illustration, the retiree would receive a lifetime retirement allowance of \$17,156 per year. When he or she dies, the surviving designated beneficiary will be paid \$12,867 per year (75% of \$17,156).

If the designated beneficiary predeceases the retiree, all payments would then end upon the death of the retiree.

IN SUMMARY:

The Option 2 retirement allowance:

1. is a reduced benefit
2. is payable to you for life
3. guarantees that a percentage of your retirement allowance is payable to your designated beneficiary for his or her lifetime, if he or she survives you
4. ceases after the death of both you and your designated beneficiary
5. does not permit you to change your designated beneficiary

OPTION 3 (Five-Year Certain)

The retiree receives a reduced monthly lifetime benefit. If the retiree dies within five years from the date of retirement, the reduced monthly retirement benefit will continue to be paid to the surviving designated primary beneficiary for the unexpired balance of the five-year period. If the designated primary beneficiary predeceases the retiree, then upon the death of the retiree the balance of the payments due for the remainder of the five-



year period is paid in a lump sum to the retiree's contingent beneficiary.
If none exists, it is paid in a lump sum to the estate of the retiree.

Should a designated primary beneficiary die, after having started to receive payments, the balance will be paid in a lump sum to the designated contingent beneficiary. If none exists, the lump-sum balance is paid to the estate of the primary beneficiary.

IN SUMMARY:

The Option 3 retirement allowance:

1. is a reduced benefit
2. pays your beneficiary a reduced monthly benefit, if you should die within five years from the date of your retirement. Payments continue until the five-year period is expired.
3. allows payment to your contingent beneficiary, if your designated primary beneficiary predeceases you
or
if there is no contingent beneficiary, a lump sum will be paid to your estate
4. pays a lump-sum balance to your contingent beneficiary, if your primary beneficiary begins to collect your retirement benefit and then dies within five years from the date of your retirement
or
if there is no contingent beneficiary, the lump-sum balance will be paid to the estate of your primary beneficiary

OPTION 4 (Ten-Year Certain)

The retiree receives a reduced monthly lifetime benefit. If the retiree dies within ten years from the date of retirement, the reduced monthly retirement benefit will continue to be paid to the surviving designated primary beneficiary for the unexpired balance of the ten-year period. If the designated primary beneficiary predeceases the retiree, then upon the death of the retiree the balance of the payments due for the remainder of the ten-year period is paid in a lump sum to the retiree's contingent beneficiary. If none exists, it is paid in a lump sum to the estate of the retiree.

Should a designated primary beneficiary die, after having started to receive payments, the balance will be paid in a lump sum to the designated contingent beneficiary. If none exists, the lump-sum balance is paid to the estate of the primary beneficiary.

IN SUMMARY:

The Option 4 retirement allowance:

1. is a reduced benefit
2. pays your beneficiary a reduced monthly benefit, if you should die within ten years from the date of your retirement. Payments continue until the ten-year period is expired.

3. allows payment to your contingent beneficiary, if your designated primary beneficiary predeceases you
or
if there is no contingent beneficiary, a lump sum will be paid to your estate
4. pays a lump-sum balance to your contingent beneficiary, if your primary beneficiary begins to collect your retirement benefit and then dies within ten years from the date of your retirement
or
if there is no contingent beneficiary, the lump-sum balance will be paid to the estate of your primary beneficiary

OPTION 5 (Pop-Up Option - 100% or 50%)

Option 5 is known as the "Pop-Up" option. Option 5 is the 100% or 50% Joint-and-Survivor Option with an added feature -- if the retiree elects Option 5 and the designated beneficiary dies before him or her, the retiree's benefit will "pop up" to the Maximum Retirement Allowance.

To Illustrate:

	\$20,000	Maximum Retirement Allowance
x	0.8200	Option 5 reduction factor
	\$16,400	Annual retirement allowance payable under Option 5

In this illustration, the retiree will receive a reduced lifetime retirement allowance of \$16,400 per year. If the retiree dies before the designated beneficiary, the beneficiary will continue to receive either the same (100%) lifetime annual retirement allowance (\$16,400) or one-half (50%) of the lifetime annual retirement allowance (\$8,200), depending on the retiree's selection. However, if the designated beneficiary dies before the retiree, the retiree's annual retirement allowance will "pop up" to the Maximum Retirement Allowance of \$20,000. All payments will then cease upon the retiree's death.

Under Option 5, you cannot change your beneficiary after your option selection is in force.

IN SUMMARY:

The Option 5 retirement allowance:

1. is a reduced benefit
2. upon your death, pays your beneficiary either the same (100%) lifetime retirement allowance or one-half (50%) of your retirement allowance, depending on your selection
3. increases your retirement allowance because it "pops up" to the Maximum Retirement Allowance, payable for the rest of your life, if your beneficiary predeceases you





Options for Tier 3 Members (including 22-Year Plan)

TIER 3 INCLUDING 22-YEAR PLAN

JULY 2016

This information is intended for use by: (1) members of the Uniformed Force of the NYC Department of Correction who joined the New York City Employees' Retirement System (NYCERS) between July 27, 1976 and March 31, 2012, and (2) members of the Uniformed Force of the NYC Department of Correction, members of the Uniformed Force of the NYC Department of Sanitation and investigator members employed in a District Attorney office (DA Investigators) who first became subject to Article 14 (Tier 3) on or after April 1, 2012 or first join NYCERS on or after April 1, 2012 (22-Year Plan members).

INTRODUCTION

When you prepare for retirement, you need answers to several questions:

- ▶ Do you want to provide continuing retirement income to your spouse, partner or survivor(s) after your death?
- ▶ What is the cost of continuing this income?
- ▶ What is the effect on your retirement allowance?

If you choose, you can provide for continuing income to your designated beneficiary by selecting an option. By selecting an option, you accept a reduced lifetime retirement allowance in exchange for the payment of a benefit to your designated beneficiary upon your death.

The following information explains the options available to you. NYCERS cannot tell you which option, if any, you should select. Your retirement needs are unique to your situation. Representatives in NYCERS' Customer Service Center will try to answer your questions regarding options and other matters pertaining to your retirement. However, you and only you can make the option choice that's right for you.

If you do not select an option, you will be awarded the Maximum Retirement Allowance.

NO OPTION (Maximum Retirement Allowance)

If you have no spouse, partner or children who depend on you for financial support, you may decide not to select an option. If you cannot afford to receive a reduced pension, you might wish to maximize your retirement income by electing to receive the Maximum Retirement Allowance. There is no reduction in benefit associated with this election.

Your retirement benefit will depend primarily on:

- ▶ the pension plan in which you are enrolled; (for example: the basic Tier 3 plan, the 20-Year Retirement Program for Correction Members Below the Rank of Captain, etc.)
- ▶ the amount of service to your credit in NYCERS
- ▶ your Final Average Salary
- ▶ your contributions
- ▶ your age

Based on these factors, NYCERS computes the Maximum Retirement Allowance.

The Maximum Retirement Allowance provides the greatest benefit payment to you while you are retired, for as long as you live. However, under the Maximum Retirement Allowance, no further payments will be made after your death.

IN SUMMARY:

The Maximum Retirement Allowance:

1. is the largest amount that is payable to you at the time of retirement
2. is payable to you for life
3. does not permit the designation of a beneficiary
4. ceases upon your death, with no benefit payable to a beneficiary

OPTION 1 (100% Joint-and-Survivor)

Option 1 is intended for the retiree who wishes to insure that after his or her death, a designated beneficiary will continue to receive a fixed annual lifetime benefit.

Option 1 reduces your Maximum Retirement Allowance, with the provision that upon your death the same reduced retirement allowance is continued to your surviving designated beneficiary for life.

Under Option 1, the retirement allowance is paid to you no matter how long you live. Then upon your death payments continue to your surviving designated beneficiary for as long as he or she lives.

Options for Tier 3 Members including 22-Year Plan #925 - Page 1



340 Jay Street, Brooklyn, NY
Mezzanine level



30-30 47th Avenue, 10th Floor
Long Island City, NY 11101



(347) 643-3000



www.nycers.org

Because Option 1 guarantees two specific people an income for life, the life expectancies of the retiree as well as the beneficiary are taken into consideration. Therefore, under Option 1, once you designate a beneficiary and the option is in force, you cannot change your beneficiary designation. Even if your designated beneficiary dies before you, you may not designate another person. You will continue to receive the reduced lifetime allowance.

Note: Option reduction factors are based on the ages of the member and the designated beneficiary at retirement. The examples herein are for illustrative purposes only, and are given to show the relative cost of the various options. They are not intended to represent your actual retirement allowance.

To Illustrate:

	\$20,000	Maximum Retirement Allowance
x	0.8459	Option 1 reduction factor
	\$16,918	Annual retirement allowance payable under Option 1

In this illustration, the retiree would receive a lifetime retirement allowance of \$16,918 per year. When the retiree dies, the surviving designated beneficiary will be paid the same retirement allowance for his or her lifetime.

If the designated beneficiary predeceases the retiree, all payments would then end upon the death of the retiree.

IN SUMMARY:

The Option 1 retirement allowance:

1. is a reduced benefit
2. is payable to you for life
3. guarantees that the same lifetime benefit is payable to your designated beneficiary if he or she survives you
4. ceases after the death of both you and your designated beneficiary
5. does not permit you to change your designated beneficiary

**OPTION 2
(10%-90% Joint-and-Survivor)**

Option 2 is intended for the retiree who wishes to insure that after his or her death a designated beneficiary will continue to receive a fixed annual lifetime benefit.

Option 2 provides a reduced Maximum Retirement Allowance. A retirement allowance of 90% or less (in increments of not less than 10%) of the amount paid to the retiree is continued to his or her surviving designated beneficiary for life. The Option 2 reduction is not as great as the Option 1 reduction, because the surviving beneficiary receives a lesser percentage of the retiree's allowance.

Because Option 2 guarantees two specific people an income for life, the life expectancies of the retiree as well as the beneficiary are taken into consideration. Therefore, under Option 2, once you designate a beneficiary, and the option is in force, you cannot change your beneficiary designation. Even if your designated beneficiary dies before you, you may not designate another person. You will continue to receive the reduced lifetime allowance.

To Illustrate:

	\$20,000	Maximum Retirement Allowance
x	0.8578	Option 2 reduction factor (retiree selected 80%)
	\$17,156	Annual retirement allowance payable under Option 2

In this illustration, the retiree would receive a lifetime retirement allowance of \$17,156 per year. When he or she dies, the surviving designated beneficiary will be paid \$13,725 per year (80% of \$17,156).

All payments cease upon the death of the retiree, if the designated beneficiary predeceases him or her.

IN SUMMARY:

The Option 2 retirement allowance:

1. is a reduced benefit
2. is payable to you for life
3. guarantees that a percentage of your retirement allowance is payable to your designated beneficiary for his or her lifetime, if he or she survives you
4. ceases after the death of both you and your designated beneficiary
5. does not permit you to change your designated beneficiary

OPTION 3 (Five-Year Certain)

The retiree receives a reduced monthly lifetime benefit. If the retiree dies within five years from the date of retirement, the reduced monthly retirement benefit will continue to be paid to the surviving designated primary beneficiary for the unexpired balance of the five-year period. If the designated primary beneficiary predeceases the retiree, then upon the death of the retiree the balance of the payments due for the remainder of the five-year period is paid in a lump sum to the retiree's contingent beneficiary. If none exists, it is paid in a lump sum to the estate of the retiree.

Should a designated primary beneficiary die after having started to receive payments, the remainder of the five-year period will be paid in a lump sum to the designated contingent beneficiary. If none exists, the lump-sum balance is paid to the estate of the primary beneficiary.

IN SUMMARY:

The Option 3 retirement allowance:

1. is a reduced benefit
2. pays your beneficiary a reduced monthly benefit, if you should die within five years from the date of your retirement. Payments continue until the five-year period is expired.
3. allows payment to your contingent beneficiary, if your designated primary beneficiary predeceases you
or
if there is no contingent beneficiary, a lump sum will be paid to your estate
4. pays a lump-sum balance to your contingent beneficiary, if your primary beneficiary begins to collect your retirement benefit and then dies within five years from the date of your retirement
or
if there is no contingent beneficiary, the lump-sum balance will be paid to the estate of your primary beneficiary

OPTION 4 (Ten-Year Certain)

The retiree receives a reduced monthly lifetime benefit. If the retiree dies within 10 years from the date of retirement, the reduced monthly retirement benefit will continue to be paid to the surviving designated primary beneficiary for the unexpired balance of the 10-year period. If the designated primary beneficiary predeceases the retiree, then upon the death of the retiree the balance of the payments due for the remainder of the ten-year period is paid in a lump sum to the retiree's contingent beneficiary. If none exists, it is paid in a lump sum to the estate of the retiree.

Should a designated primary beneficiary die after having started to receive payments, the balance of the payments due for the remainder of the 10-year period will be paid in a lump-sum to the designated contingent beneficiary. If none exists, the lump-sum balance is paid to the estate of the primary beneficiary.

IN SUMMARY:

The Option 4 retirement allowance:

1. is a reduced benefit
2. pays your beneficiary a reduced monthly benefit, if you should die within ten years from the date of your retirement. Payments continue until the 10-year period is expired.
3. allows payment to your contingent beneficiary, if your designated primary beneficiary predeceases you
or
if there is no contingent beneficiary, a lump sum will be paid to your estate

4. pays a lump-sum balance to your contingent beneficiary, if your primary beneficiary begins to collect your retirement benefit and then dies within 10 years from the date of your retirement
or
if there is no contingent beneficiary, the lump-sum balance will be paid to the estate of your primary beneficiary

OPTION 5 (Pop-Up Option - 100% or 50%)

Option 5 is known as the "Pop-Up" option. Option 5 is the 100% or 50% Joint-and-Survivor Option with an added feature -- if the retiree elects Option 5 and the designated beneficiary dies before him or her, the retiree's benefit will "pop up" to the Maximum Retirement Allowance.

To Illustrate:

	\$20,000	Maximum Retirement Allowance
x	0.8200	Option 5 reduction factor
	\$16,400	Annual retirement allowance payable under Option 5

In this illustration, the retiree will receive a reduced lifetime retirement allowance of \$16,400 per year. If the retiree dies before the designated beneficiary, the beneficiary will continue to receive either the same (100%) lifetime annual retirement allowance (\$16,400) or one-half (50%) of the lifetime annual retirement allowance (\$8,200), depending on the retiree's selection. However, if the designated beneficiary dies before the retiree, the retiree's annual retirement allowance will "pop up" to the Maximum Retirement Allowance of \$20,000. All payments will then cease upon the retiree's death.

Under Option 5, you cannot change your beneficiary after your option selection is in force.

IN SUMMARY:

The Option 5 retirement allowance:

1. is a reduced benefit
2. is payable to you for life
3. pays your beneficiary either the same (100%) or reduced (50%) lifetime benefit, if he or she survives you,
or
increases your retirement allowance to pop up to the Maximum Retirement Allowance, payable for the rest of your life, if your beneficiary predeceases you





Mail completed form to:
30-30 47th Avenue, 10th Fl
Long Island City, NY 11101



--

**Retirement Option Election Form for Tier 4 and Tier 6 63/10
& Special Plan Members -- Maximum, Option 1, Option 2, and Option 5**

This Retirement Option Election Form allows you to elect either the Maximum Retirement Allowance or an option that provides a continuing benefit to your designated beneficiary after your death. By electing a retirement option, you will receive a reduced retirement benefit. If you do not choose an option **within 60 days** of receiving NYCERS' Option letter, you will automatically be retired under the interim option you selected. Submit **ONLY ONE** Retirement Option Election Form. **NOTE: If the address you provide on this form is different from the address in our system, the new address will become your official address in our records.**

If you wish to make an election on this form, complete this form in its entirety, sign it, have it notarized, and send it to NYCERS at the mailing address above. If you wish to file this form in person, visit our Customer Service Center on the Mezzanine level of 340 Jay Street in downtown Brooklyn. If you have any questions regarding this form, please contact our Call Center at (347) 643-3000.

Member Number	OR	Pension Number	Last 4 Digits of SSN	Date of Birth [MM/DD/YYYY]
				/ /
First Name	M.I.	Last Name		
In Care of (if applicable)				Daytime Phone Number
				()
Address			Apt. Number	
City			State	Zip Code

ELECT MAXIMUM RETIREMENT ALLOWANCE

Maximum I elect to receive the maximum lifetime retirement allowance payable to me. I understand that all payments cease upon my death, and that under this election I cannot elect a beneficiary.

-- OR --

ELECT A JOINT-AND-SURVIVOR OPTION (choose only one)

The option you elect is important to both you and your beneficiary. Please read the option descriptions below and elect the option that best meets your needs. Double-check that you have marked the box for the option you wish to elect and that you have provided beneficiary information, because you are determining how your pension will be paid. Do not alter anything on this form, as that will render it invalid. NYCERS requires proof of birthdate for your beneficiary, as well as additional valid documentation, such as a marriage certificate(s), for all names that your beneficiary has been known by that are different from the name on the birthdate evidence you submit.

**Option 1
Joint-and-Survivor 100%** I elect to receive a reduced lifetime retirement allowance. If I die before my beneficiary, the same monthly amount will continue to be paid to him or her for life. If my beneficiary predeceases me, all payments will cease upon my death. I understand that I cannot change my beneficiary once this option election is in force.

**Option 2
Joint-and-Survivor 75%/50%/25%** I elect to receive a reduced lifetime retirement allowance. If I die before my beneficiary, a percentage of my retirement allowance will continue to be paid to him or her for life. If my beneficiary predeceases me, all payments will cease upon my death. I understand that I cannot change my beneficiary once this option is in force. **[You must check one percentage below in order for Option 2 election to be valid.]**

Indicate percentage: 75% -- OR -- 50% -- OR -- 25%

Sign this form and have it notarized, Page 2



Mail completed form to:
30-30 47th Avenue, 10th Fl
Long Island City, NY 11101

Member Number	OR	Pension Number	Last 4 Digits of SSN

**Option 5
Pop-Up
Joint-and-Survivor
100%**

I elect to receive a reduced lifetime retirement allowance. If I die before my beneficiary, the same monthly amount will continue to be paid to him or her for life. If my beneficiary predeceases me, my allowance will be changed to the Maximum allowance and all payments will cease upon my death. I understand that I cannot change my beneficiary once this option election is in force.

**Option 5
Pop-Up
Joint-and-Survivor
50%**

I elect to receive a reduced lifetime retirement allowance. If I die before my beneficiary, one-half (50%) of my retirement allowance will continue to be paid to him or her for life. If my beneficiary predeceases me, my allowance will be changed to the Maximum allowance and all payments will cease upon my death. I understand that I cannot change my beneficiary once this option election is in force.

DESIGNATE YOUR BENEFICIARY FOR JOINT-AND-SURVIVOR OPTION

Please provide information about your beneficiary below. Use your beneficiary's given name (Mary Smith, not Mrs. John Smith). Only one beneficiary may be named in a Joint-and-Survivor or Pop-Up Option. **[If you elected the Maximum Allowance on page 1, do not provide any beneficiary information below.]**

First Name	M.I.	Last Name
Full Social Security Number	Date of Birth [MM/DD/YYYY]	Relationship
	/ /	
Address		Apt. Number
City	State	Zip Code

If this beneficiary is a minor, check here and complete the Guardian information on Form #137. If Form #137 is not submitted, NYCERS will require Letters of Guardianship for the Estate of a minor in order to pay a benefit to the minor.

Signature of Member	Date

This form must be acknowledged before a Notary Public or Commissioner of Deeds

State of _____ County of _____ On this ____ day of _____ 20____, personally appeared before me the above named, _____, to me known, and known to me to be the individual described in and who executed the foregoing instrument, and he or she acknowledged to me that he or she executed the same, and that the statements contained therein are true.

Signature of Notary Public or Commissioner of Deeds _____
 Official Title _____
 Expiration Date of Commission _____

If you have an official seal, affix it

Sign this form and have it notarized, THIS PAGE



Mail completed form to:
30-30 47th Avenue, 10th Fl
Long Island City, NY 11101



--

**Retirement Option Election Form
Tier 4 and Tier 6 – Five-Year and Ten-Year Certain**

This Retirement Option Election Form allows you to elect an option that provides a continuing benefit to your designated beneficiary after your death. By electing a retirement option, you will receive a reduced lifetime benefit. If you do not choose an option **within 60 days** of receiving NYCERS' Option letter, you will automatically be retired under the interim option you selected. Submit **ONLY ONE** Retirement Option Election form.

If you wish to elect an option on this form, complete the form in its entirety, sign it, have it notarized, and send it to NYCERS at the address below. If you wish to file this form in person, visit our Customer Service Center on the Mezzanine level of 340 Jay Street in downtown Brooklyn. If you have any questions regarding this form, please contact our Call Center at (347) 643-3000. If you wish to elect an option other than the two listed, please contact NYCERS for the appropriate form. **NOTE: If the address you provide on this form is different from your address in our system, the new address will become your official address in our records.**

Member Number	OR	Pension Number	Last 4 Digits of SSN	Date of Birth [MM/DD/YYYY]
				/ /
First Name	M.I.	Last Name		
In Care of (if applicable)				Daytime Phone Number
				()
Address			Apt. Number	
City		State	Zip Code	

ELECT AN OPTION (choose only one)

The option you elect is important to both you and your beneficiary. Please read the option descriptions below and elect the option that best meets your needs. Double-check that you have marked the box for the option you wish to elect and that you have provided beneficiary information, because you are determining how your pension will be paid. Do not alter anything on this form, as that will render it invalid.

Please indicate your election by marking one of the following:

- Five-Year Certain** I elect to receive a reduced monthly lifetime benefit. If I die within five years from the date of my retirement, the reduced monthly retirement benefit will continue to be paid to the designated primary beneficiary for the unexpired balance of the five-year period. In the event of the death of the primary beneficiary after such beneficiary has begun to receive payment, the unexpended benefit will be paid in a lump sum to the contingent beneficiary or, if no contingent beneficiary exists, to the estate of the primary beneficiary.

- Ten-Year Certain** I elect to receive a reduced monthly lifetime benefit. If I die within ten years from the date of my retirement, the reduced monthly retirement benefit will continue to be paid to the designated primary beneficiary for the unexpired balance of the ten-year period. In the event of the death of the primary beneficiary after such beneficiary has begun to receive payment, the unexpended benefit will be paid in a lump sum to the contingent beneficiary or, if no contingent beneficiary exists, to the estate of the primary beneficiary.

Sign this form and have it notarized, Page 3



Mail completed form to:
30-30 47th Avenue, 10th Fl
Long Island City, NY 11101

--

Member Number	OR	Pension Number	Last 4 Digits of SSN

DESIGNATE YOUR BENEFICIARY(IES)

Please provide information about your beneficiary(ies) below. Use your beneficiary's given name (Mary Smith, not Mrs. John Smith). You may designate one primary and one contingent beneficiary. Tier 4 and Tier 6 members may NOT designate your Estate for the Five- or Ten-Year Certain Option. Under these options, you may change your beneficiary(ies) at any time within the five- or ten-year period. For each change of beneficiary, you must submit another Retirement Option Election form.

Designation of Primary Beneficiary

I hereby name the following Primary Beneficiary to receive any benefit payable on my behalf:

Primary Beneficiary	First Name	M.I.	Last Name
	Full Social Security Number	Date of Birth [MM/DD/YYYY]	Relationship
	/ /		
	Address		Apt. Number
City		State	Zip Code

If this beneficiary is a minor, check here and complete the guardian information on **Form # 137**. If Form # 137 is not submitted, NYCERS requires Letters of Guardianship for the Estate of the minor in order to pay a benefit to the minor.

Designation of Contingent Beneficiary

If my Primary Beneficiary dies before collecting the entire benefit, the Contingent Beneficiary whom I nominate to receive benefits is:

Contingent Beneficiary	First Name	M.I.	Last Name
	Full Social Security Number	Date of Birth [MM/DD/YYYY]	Relationship
	/ /		
	Address		Apt. Number
City		State	Zip Code

If this beneficiary is a minor, check here and complete the guardian information on **Form # 137**. If Form # 137 is not submitted, NYCERS requires Letters of Guardianship for the Estate of the minor in order to pay a benefit to the minor.

Sign this form and have it notarized, Page 3



Mail completed form to:
30-30 47th Avenue, 10th Fl
Long Island City, NY 11101

Member Number	OR	Pension Number	Last 4 Digits of SSN

I understand that by selecting an option I am accepting a reduced lifetime retirement allowance in exchange for the payment of my benefit to my designated beneficiary, upon my death.

Signature of Member	Date

This form must be acknowledged before a Notary Public or Commissioner of Deeds

State of _____ County of _____ On this ____ day of _____, 20____, personally appeared before me the above named, _____, to me known, and known to me to be the individual described in and who executed the foregoing instrument, and he or she acknowledged to me that he or she executed the same, and that the statements contained therein are true.

Signature of Notary Public or Commissioner of Deeds _____
Official Title _____
Expiration Date of Commission _____

If you have an official seal, affix it

Sign this form and have it notarized, THIS PAGE



Mail completed form to:
30-30 47th Avenue, 10th Fl
Long Island City, NY 11101



Retirement Option Election Form - Tier 3 and 22-Year Plan Members - Maximum, Option 1, Option 2, and Option 5

This Retirement Option Election Form allows you to elect either the Maximum Retirement Allowance or an option that provides a continuing benefit to your designated beneficiary after your death. By electing a retirement option, you will receive a reduced retirement benefit. If you do not choose an option **within 60 days** of receiving NYCERS' Option letter, you will automatically be retired under the interim option you selected. Submit **ONLY ONE** Retirement Option Election form.

If you wish to make an election on this form, complete this form in its entirety, sign it, have it notarized, and send it to NYCERS at the mailing address above. If you wish to file this form in person, visit our Customer Service Center on the Mezzanine level of 340 Jay Street in downtown Brooklyn. **NOTE: If the address you provide on this form is different from your address in our system, the new address will become your official address in our records.** If you have any questions regarding this form, please contact our Call Center at (347) 643-3000.

Member Number	OR	Pension Number	Last 4 Digits of SSN	Date of Birth [MM/DD/YYYY]
				/ /
First Name		M.I.	Last Name	
In Care of (if applicable)				Daytime Phone Number
				()
Address			Apt. Number	
City		State	Zip Code	

ELECT THE MAXIMUM RETIREMENT ALLOWANCE

Maximum I elect to receive the maximum lifetime retirement allowance payable to me. I understand that all payments cease upon my death, and that under this option I cannot elect a beneficiary.

--OR--

ELECT A JOINT-AND-SURVIVOR OPTION (choose only one)

The option you elect is important to both you and your beneficiary. Please read the option descriptions below and elect the option that best meets your needs. Double-check that you have marked the box for the option you wish to elect and that you have provided beneficiary information, because you are determining how your pension will be paid. Do not alter anything on this form, as that will render it invalid. **NYCERS requires proof of birthdate for your beneficiary, as well as additional valid documentation, such as a marriage certificate(s), for all names that your beneficiary has been known by that are different from the name on the birthdate evidence you submit.**

Option 1 Joint-and-Survivor 100% I elect to receive a reduced lifetime retirement allowance. If I die before my beneficiary, the same monthly amount will continue to be paid to him or her for life. If my beneficiary predeceases me, all payments will cease upon my death. I understand that I cannot change my beneficiary once this option election is in force.

Option 2 Joint-and-Survivor 10% - 90% I elect to receive a reduced lifetime retirement allowance. If I die before my beneficiary, a percentage of my retirement allowance will continue to be paid to him or her for life. If my beneficiary predeceases me, all payments will cease upon my death. I understand that I cannot change my beneficiary once this option is in force. **[You must put a percentage in an increment of 10% in the box below in order for Option 2 election to be valid.]**

The percentage I wish to be continued to my beneficiary is %

Sign this form and have it notarized, Page 2



Mail completed form to:
30-30 47th Avenue, 10th Fl
Long Island City, NY 11101

Member Number	OR	Pension Number	Last 4 Digits of SSN

**Option 5
Pop-Up
Joint-and-Survivor
100%**

I elect to receive a reduced lifetime retirement allowance. If I die before my beneficiary, the same monthly amount will continue to be paid to him or her for life. If my beneficiary predeceases me, my allowance will be changed to the Maximum amount and all payments will cease upon my death. I understand that I cannot change my beneficiary once this option election is in force.

**Option 5
Pop-Up
Joint-and-Survivor
50%**

I elect to receive a reduced lifetime retirement allowance. If I die before my beneficiary, one-half (50%) of my retirement allowance will continue to him or her for life. If my beneficiary predeceases me, my allowance will be changed to the Maximum amount and all payments will cease upon my death. I understand that I cannot change my beneficiary once this option is in force.

DESIGNATE YOUR BENEFICIARY FOR JOINT-AND-SURVIVOR OPTION

Please provide information about your beneficiary below. Use your beneficiary's given name (Mary Smith, not Mrs. John Smith). Only one beneficiary may be named in a Joint-and-Survivor or Pop-Up Option. **[If you elected the Maximum Allowance on page 1, do not provide any beneficiary information below.]**

First Name	M.I.	Last Name

Full Social Security Number	Date of Birth [MM/DD/YYYY]	Relationship
	/ /	

In Care of (if applicable)

Address	Apt. Number

City	State	Zip Code

If this beneficiary is a minor, check here and complete the guardian information on **Form #137**. If Form #137 is not submitted, NYCERS will require Letters of Guardianship for the Estate of a minor in order to pay a benefit to the minor.

Signature of Member	Date

This form must be acknowledged before a Notary Public or Commissioner of Deeds

State of _____ County of _____ On this ____ day of _____ 20____, personally appeared before me the above named, _____, to me known, and known to me to be the individual described in and who executed the foregoing instrument, and he or she acknowledged to me that he or she executed the same, and that the statements contained therein are true.

Signature of Notary Public or Commissioner of Deeds _____
 Official Title _____
 Expiration Date of Commission _____

If you have an official seal, affix it

Sign this form and have it notarized, THIS PAGE



Mail completed form to:
30-30 47th Avenue, 10th Fl
Long Island City, NY 11101



**Retirement Option Election Form
Tier 2, Tier 3 and 22-Year Plan – Five-Year and Ten-Year Certain**

Options allow you to continue your retirement benefits, after your death, to your designated beneficiary(ies). By selecting an option, you accept a reduced lifetime benefit. You have several option choices; however, this application is for Tier 2, 3, and 22-Year Plan members who wish to select the Five-Year Certain Option or the Ten-Year Certain Option. If you want to select a different option, please refer to forms 552, 553, or 555. If you do not choose an option within 60 days of receiving NYCERS' Option letter, you will automatically be retired under the interim option you selected on your service retirement application. Please be sure you read and understand your various options before you make your selection. If you have questions about this application, please contact our Call Center at 347-643-3000. Submit **ONLY ONE** Retirement Option Election Form. **If the address you provide on this form is different from your address in our system, the new address will become your official address in our records.** If you wish to elect an option other than the two listed, please obtain one of the forms referenced above or contact NYCERS to obtain the appropriate form. This form is only for those who wish to select either the Five-Year Certain or Ten-Year Certain Retirement Option.

Member Number	OR	Pension Number	Last 4 Digits of SSN	Date of Birth [MM/DD/YYYY]
				/ /
First Name		M.I.	Last Name	
In Care of (if applicable)				Daytime Phone Number
				()
Address			Apt. Number	
City		State	Zip Code	

ELECT AN OPTION (Choose only one)

The option you elect is important to both you and your beneficiary. Please be sure you understand the nature of each option, and elect the one that best fulfills your needs.

Please indicate your election by marking one of the following:

Five-Year Certain I elect to receive a reduced monthly lifetime benefit. If I die within five years from the date of my retirement, the reduced monthly retirement benefit will continue to be paid to my surviving designated primary beneficiary for the unexpired balance of the five-year period. If the designated primary beneficiary predeceases me, the balance of the payments due for the remainder of the five-year period is paid in a lump sum to my contingent beneficiary. If none exists, it is paid in a lump sum to my estate. Should a designated primary beneficiary also die, after having started to receive payments, the balance will be paid in a lump sum to the designated contingent beneficiary. If none exists, the lump-sum balance is paid to the estate of the primary beneficiary.

Ten-Year Certain I elect to receive a reduced monthly lifetime benefit. If I die within ten years from the date of my retirement, the reduced monthly retirement benefit will continue to be paid to my surviving designated primary beneficiary for the unexpired balance of the ten-year period. If the designated primary beneficiary predeceases me, the balance of the payments due for the remainder of the ten-year period is paid in a lump sum to my contingent beneficiary. If none exists, it is paid in a lump sum to my estate. Should a designated primary beneficiary also die, after having started to receive payments, the balance will be paid in a lump sum to the designated contingent beneficiary. If none exists, the lump-sum balance is paid to the estate of the primary beneficiary.

Sign this form and have it notarized, Page 3



Mail completed form to:
30-30 47th Avenue, 10th Fl
Long Island City, NY 11101

--

Member Number	OR	Pension Number	Last 4 Digits of SSN

Designating Beneficiaries

You may designate one primary and one contingent beneficiary or your estate.

Under these options, you may change your beneficiaries at any time within the 5- or 10-year period. For each change of beneficiary, you must submit another Retirement Option Election form (obtain from NYCERS).

Designation of Primary Beneficiary Use your beneficiary's given name. (*Mary Smith not Mrs. John Smith*) **Please print neatly in ink.**

The beneficiary whom I wish to nominate to receive my death benefit is:

Primary Beneficiary	First Name	M.I.	Last Name
	Full Social Security Number	Date of Birth [MM/DD/YYYY]	Relationship
	Address	/ /	Apt. Number
	City	State	Zip Code

If this beneficiary is a minor, check here and complete the guardian information on **Form # 137**. If Form # 137 is not submitted, NYCERS requires Letters of Guardianship for the Estate of the minor in order to pay a benefit to the minor.

Should my designated primary beneficiary die before collecting the entire benefit, the contingent beneficiary whom I nominate to receive benefits is:

Contingent Beneficiary	First Name	M.I.	Last Name
	Full Social Security Number	Date of Birth [MM/DD/YYYY]	Relationship
	Address	/ /	Apt. Number
	City	State	Zip Code

If this beneficiary is a minor, check here and complete the guardian information on **Form # 137**. If Form # 137 is not submitted, NYCERS requires Letters of Guardianship for the Estate of the minor in order to pay a benefit to the minor.

--OR--

Designation of Estate as Beneficiary

I understand that by checking this box, the benefits payable under the Option I elected on page 1 will be payable to my estate.

Sign this form and have it notarized, Page 3



Mail completed form to:
30-30 47th Avenue, 10th Fl
Long Island City, NY 11101

Member Number	OR	Pension Number	Last 4 Digits of SSN

I understand that by selecting an option I am accepting a reduced lifetime retirement allowance in exchange for the payment of my benefit to my designated beneficiary, upon my death.

Signature of Member	Date

When you have completed this form and had it notarized, the original should be mailed to: **New York City Employees' Retirement System, 30-30 47th Avenue, 10th Floor, Long Island City, NY 11101.** We will acknowledge receipt of the option selected. **If you wish to file this option in person, visit NYCERS' Customer Service Center on the Mezzanine level of 340 Jay Street in downtown Brooklyn.**

This form must be acknowledged before a Notary Public or Commissioner of Deeds

State of _____ County of _____ On this ____ day of _____ 20____, personally appeared
before me the above named, _____, to me known, and known to
me to be the individual described in and who executed the foregoing instrument, and he or she acknowledged to me that he or she
executed the same, and that the statements contained therein are true.

Signature of Notary Public or Commissioner of Deeds _____
Official Title _____
Expiration Date of Commission _____

If you have an official seal, affix it

Sign this form and have it notarized, THIS PAGE



Mail completed form to:
30-30 47th Avenue, 10th Fl
Long Island City, NY 11101



--

**Designation of Guardian
When Designating a Minor as Beneficiary**

By Designating a guardian under the Uniform Transfer to Minor’s Act for a minor beneficiary on this form, you eliminate the need for formal guardianship proceedings upon your death.

This form may be used in conjunction with any of NYCERS’ Designation of Beneficiary Forms (such as form 131,133,134)

NOTE: If the address you provide on this form is different from your address in our system, the new address will become your official address in our records.

Member Number	Last 4 Digits of SSN	Date of Birth [MM/DD/YYYY]
		/ /

Member Information:

First Name	M.I.	Last Name
Address		Apt. Number
City	State	Zip Code

Guardian Information:

I, the undersigned member of NYCERS, hereby designate

First Name	M.I.	Last Name
Address		Apt. Number
City	State	Zip Code

as Guardian, for the below named Minor, under the Uniform Transfer to Minor’s Act on the Designation of Beneficiary form filed with NYCERS.

Minor's First Name	M.I.	Minor's Last Name

If additional space is needed, continue on the next page

Sign this form and have it notarized, Page 2



Mail completed form to:
 30-30 47th Avenue, 10th Fl
 Long Island City, NY 11101

Member Number	Last 4 Digits of SSN

Guardian Information:

I further designate

First Name	M.I.	Last Name
Address		Apt. Number
City	State	Zip Code

as Guardian, for the below named Minor, under the Uniform Transfer to Minor's Act on the Designation of Beneficiary form filed with NYCERS.

Minor's First Name	M.I.	Minor's Last Name

Signature of Member	Date

This form must be acknowledged before a Notary Public or Commissioner of Deeds

State of _____ County of _____ On this ____ day of _____ 20____, personally appeared before me the above named, _____, to me known, and known to me to be the individual described in and who executed the foregoing instrument, and he or she acknowledged to me that he or she executed the same, and that the statements contained therein are true.

Signature of Notary Public or Commissioner of Deeds _____
 Official Title _____
 Expiration Date of Commission _____

If you have an official seal, affix it

Sign this form and have it notarized, THIS PAGE



Mail completed form to:
30-30 47th Avenue, 10th Fl
Long Island City, NY 11101

INSTRUCTIONS FOR COMPLETING THIS FORM

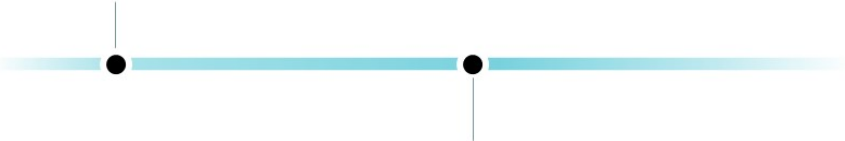
- > If you need assistance completing this form please contact NYCERS at 347-643-3000.
- > Complete the Designation of Guardian form in ink or type. Except for signature, please print all items.
- > At the top of the form, print your Membership #, last 4 digits of Social Security #, Date of Birth, name and complete address.
- > You may designate a different guardian for each minor named as your beneficiary. Be sure to indicate the full names of the minor and the corresponding guardian.
- > The guardian(s) you designate will be required to set up a specific bank account (a Uniform Transfer to Minor's Act account, or UTMA account) in order to obtain the benefit, which will be paid only by Electronic Fund Transfer (EFT).
- > Be sure to sign the form, in the space provided for **Signature of Member**, in the presence of a Notary Public or Commissioner of Deeds.
- > Page 2 of this form must be acknowledged before a Notary Public or Commissioner of Deeds.
- > **Do Not** make erasures, use white-out or cross-out any typed or printed information on this form, inasmuch as it renders the form invalid.
- > You may not name a Trustee or your estate as guardian.
- > You must return all pages of this form even if you have intentionally left portions blank. You do not have to return the Instruction Page if you received or downloaded it as a stand alone page.

Sign this form and have it notarized, Page 2

R12/16	WALK-IN CENTER 340 Jay Street Brooklyn, NY 11201 (347) 643-3000	Skip a Trip to NYCERS! Activate your secure MyNYCERS account at www.nycers.org	MAIL ONLY -- NO DROP-OFF 30-30 47th Avenue, 10th Floor Long Island City, NY 11101	Instruction page
--------	------------------------------------------------------------------------------	---------------------------------------------------------------------------------------------------------------------------------	---------------------------------------------------------------------------------------------	------------------

Pension Finalization

After you have made your Final Option Election, you are placed on the pension payroll for the full amount of your benefit.



This will include retroactive amounts for the difference between your advance payment and finalized pension payment.



Notes

Taxation

- NYCERS benefit payments are subject to Federal Income Taxes but are EXEMPT from New York State and Local income tax.
 - **Beware!** Other states may tax you on your benefits.
- Taxes are generally withheld from all benefit checks based on a member's direction. Tax withholding can be changed via your MyNYCERS account.
- A 1099-R tax form is sent each January to pensioners reflecting pension income received and federal income tax withheld from that income during the previous tax year. 1099-R can be downloaded from your MyNYCERS account.

Need to Update Your Tax Withholding?
Log into your MyNYCERS account and select "Tax Withholding."



Notes

Taxation of Payments Received from NYCERS



February 2022

GENERAL

NYCERS' benefit payments (monthly retirement allowances, loans and excess refunds) are subject to Federal taxes, but are exempt from New York State and local income taxes if your primary residence is within New York State. If you are not a resident of New York State, you should check with your state tax authority to determine the taxability, if any, of the benefit payments you will be receiving from NYCERS.

PENSIONS

Pension payments received from NYCERS are subject to Federal income taxes, but part of it may be excludable. Contributions may be tax-free because they were taxed when deducted from your paycheck, so they are not subject to a second taxing. An example could be voluntary contributions that Tier 1 and Tier 2 members make to enhance their retirement benefit. An example for Tier 3 and Tier 4 members may be the purchase of previous service paid for by payroll deductions or lump sum (other than by rollover from a qualified Deferred Compensation Plan). Each year thereafter, NYCERS will send you a 1099R that will include this same information for that specific tax year.

Because the IRS considers your pension payments to be a source of income, you are required to pay Federal taxes. When filing for retirement you may choose to automatically have these taxes withheld or to make quarterly payments to avoid a penalty at the end of the year.

Once you are retired, if you choose to change the amount of your withholdings please obtain and submit NYCERS Form #349 (Application to Change Federal Income Tax Withholding), which is available on our website, in our Customer Service Center or through our Call Center.

LOANS AT RETIREMENT

According to IRS regulations, any loan taken at or near retirement must be treated like a retirement distribution and, therefore, is subject to Federal taxation. However, the taxable amount may be rolled over to an Individual Retirement Account (IRA) or Employer Plan in order to temporarily avoid Federal income tax consequences. The taxable distribution is outlined on the Election of Payment Notice sent to you by NYCERS.

For those who choose not to roll over the taxable amount, NYCERS is required to deduct 20% Federal withholding tax on the taxable portion before issuing the check. In addition to being taxable at the member's normal tax rate, if you have not reached the age of 55 and you choose not to roll over the taxable portion, you will also be subject to an IRS early distribution penalty tax of 10% when you file your Federal tax return.

Please note that if you have a prior outstanding loan at retirement on a repayment schedule of five years or less, the balance may also be taxable and eligible for you to roll over on your own. Two to three months after your effective date of retirement, you will receive a letter from NYCERS advising you of the taxable amount of the prior outstanding loan. This letter will remind you that you may defer your Federal tax liability by rolling over the taxable amount to an IRA or Employer Plan. You will have until the due date (including extensions) of your tax return for the year in which you retire to roll over the taxable portion of your prior outstanding loan; otherwise, you will have to claim it as income on your Federal return.

ROLLOVER

You should retain any records that identify NYCERS as the source of funds that have been rolled over in order to avoid New York State income tax on future withdrawals. The distribution rules, restrictions, and tax consequences for the institution you choose may differ. NYCERS is a Qualified Pension Plan under §401(a) of the Internal Revenue Code.



TIER 1 AND TIER 2 EXCESS AT RETIREMENT

This section is only applicable to Tier 1 and Tier 2 members.

Excess refers to contributions and interest credited to your member account after you have met the minimum required years of service for your plan. Excess begins to accumulate January 1st of the year following the year the minimum required years of service for your retirement plan has been met. Being able to withdraw your excess does not mean you have met the required amount needed in your account to avoid a deficit. All excess refund applications must be received by NYCERS before your retirement date in order to be processed. Refunds may be subject to Federal taxation.

The taxable amount is outlined on the Election of Payment Notice sent to you by NYCERS. You may temporarily avoid the Federal income tax consequences by rolling over the taxable portion of the excess into an Individual Retirement Account (IRA) or qualified Employer Plan.

If you choose not to roll over the taxable amount, NYCERS is required to deduct 20% Federal withholding tax on the taxable portion before issuing the check. In addition to being taxable at the member's normal tax rate, if you have not reached age 55 and you choose not to roll over the taxable portion, you will also be subject to an IRS early distribution penalty tax of 10% when you file your Federal tax return.

WHEN YOU RECEIVE PAYMENTS FROM NYCERS, REMEMBER:

- NYCERS' benefit payments are exempt from State and local income taxes if you live in the State of New York
- All NYCERS' benefit payments are subject to Federal taxes
- You may temporarily avoid Federal taxes by rolling over the taxable amount to an IRA or Employer Plan
- Keep all records that identify NYCERS as the source of funds that have been rolled over



Death Benefit Process

1. NOTIFY NYCERS

- File Online Death Report at www.nycers.org; OR
- Call NYCERS so that a representative can file report.

2. SUBMIT Original Death Certificate

- Help us help you pay benefits as soon as possible.
- Keep your beneficiary data up-to-date.

Log into your MyNYCERS account periodically to review/update your beneficiary information.



Notes



PROCESSING DEATH BENEFITS

LAST UPDATE DECEMBER 2009

Does NYCERS have to be notified when a member or retiree dies?

YES. When a NYCERS member or retiree dies, it is understandably a difficult time for family and friends. Since the family and/or friends are likely to be the intended recipients of death benefits payable from NYCERS, it is important that NYCERS be notified as soon as possible. Notification of a member's or retiree's death triggers a multi-step procedure by NYCERS to process any death benefits payable.

Who should notify NYCERS about the death of one of its members or retirees?

Anyone can notify NYCERS of the death of a member or retiree. Often the surviving spouse, another family member or a friend makes the first contact with NYCERS. If a member dies while still in City service, sometimes the member's employing agency may notify NYCERS.

How is NYCERS notified?

NYCERS can be notified in a few different ways. The fastest method is to complete a simple online form on our website at www.nycers.org. You may also contact our Call Center at (347) 643-3000 or visit our Customer Service Center at 340 Jay Street in downtown Brooklyn (an appointment can be scheduled online at www.nycers.org).

What type of information does NYCERS need when a death is reported?

In order to begin the process of identifying the decedent and his or her beneficiary(ies), and determining the death benefits payable, NYCERS will need some general information including:

- ✓ the full name of the decedent
- ✓ the decedent's member number or pension number

- ✓ the last four digits of the decedent's Social Security number
- ✓ the date of death
- ✓ the place of death (City/State/Country)
- ✓ the decedent's address
- ✓ the informant's information
- ✓ the next of kin (including his or her address)

All of this information can be provided when reporting a death online. If you are reporting a death by contacting our Call Center or visiting our Customer Service Center, be sure to have this information readily available.

Are any documents required by NYCERS when a death is reported?

The person doing the reporting -- the informant -- is not required to submit any documentation at the time of reporting the death. However, documentation is required to process any claim for benefits; please see the next question and answer for details on the required documentation.

Once a death is reported, what types of documents are required to process a claim?

A certified Original Death Certificate must be submitted to NYCERS before any benefits are paid to a beneficiary. In addition, one or more of the following documents may be requested as the process unwinds. These documents are typically requested from the designated beneficiary(ies), the executor of the decedent's estate, or the next of kin:

- ✓ Claimants Statement Form (NYCERS will send this to the beneficiary, executor of the estate or next of kin)
- ✓ Rollover Letter (a payment election letter sent by NYCERS which contains options for the disbursement of the death benefit, e.g., lump sum, rollover, etc.)

Processing Death Benefits #702 - Page 1



340 Jay Street, Brooklyn, NY
Mezzanine level



30-30 47th Avenue, 10th Floor
Long Island City, NY 11101



(347) 643-3000



www.nycers.org

- ✓ Tax Forms
- ✓ Tax Waiver
- ✓ Letters of Administration (if applicable, issued by the Surrogate's Court of the county in which the deceased pensioner resided).
- ✓ Guardianship papers
- ✓ Power of Attorney
- ✓ Vital Records (e.g., Social Security Card)

What is the procedure after NYCERS has been notified of a death?

The informant will receive an acknowledgement letter that explains the next step in the process. The letter may request the Death Certificate (if one hasn't already been filed) or request other information necessary to continue the member/retiree identification process. Once NYCERS identifies the member/retiree, a review of his or her retirement account is commenced to ascertain his or her retirement plan and the death benefit(s) payable under such plan.

The next step is identifying the designated beneficiary(ies) and attempting to contact him or her. Remember, the beneficiary may or may not be the person who reports the death to NYCERS.

If the informant is not one of the designated beneficiary(ies) on file with NYCERS, then all subsequent communication will be to the beneficiary(ies).

The length of time to identify a designated beneficiary depends on whether the deceased member/retiree had filed a Designation of Beneficiary(ies) form with NYCERS, whether or not the beneficiary names and addresses were kept current, and how soon the beneficiary(ies) responds to inquiries from NYCERS.

How long does it take to process benefits?

The time it takes to process a claim largely depends on how soon all of the verification procedures are completed by NYCERS and how soon the required forms are properly completed by the beneficiary(ies) and filed with NYCERS.

In the case of the death of an active member (a NYCERS member who died while still employed in City service), a

letter notifying all Designated Beneficiary(ies) of the benefit amount will be mailed no later than 75 days after NYCERS receives the certified Death Certificate. Payment of a benefit is then generally made within 45 days of NYCERS' receipt of the completed claim form.

In the case of the death of a NYCERS retiree, the process generally takes 90 days. The 90 days is from the point of sending an acknowledgement letter to the beneficiary, and receiving the death certificate and claim form, to paying the benefit to the beneficiary and/or survivor in the case of a benefit payable under an option selection.



After Retirement





Mail completed form to:
30-30 47th Avenue, 10th Fl
Long Island City, NY 11101



Affidavit Concerning Lost Check(s)

This form is for members and pensioners who wish to report the loss of a check(s). In order to report such a loss, you must fill out this form and return it to NYCERS. Please be sure to read the instructions below and complete the requested information. **NOTE: If the address you provide on this form is different from your address in NYCERS' system, the new address will become your official address in NYCERS' records.** If you have any questions regarding this form, please contact NYCERS' Call Center at 347-643-3000.

Member Number	OR	Pension Number	Last 4 Digits of SSN	Home Phone Number	Work Phone Number
				()	()
First Name		M.I.	Last Name		
Address					Apt. Number
City			State	Zip Code	

TYPE OF CHECK(S) LOST (please check all applicable boxes from Section A and/or Section B):

Section A Tier 1 or Tier 2 Loan Monthly Pension Payment Fractional Benefit

A replacement (paper check) will be sent to the mailing address on file if you checked a box in Section A. If you would like your Monthly Pension Payment direct-deposited in the future, you must complete and submit Form 380, available at www.nycers.org.

Section B Tier 3, Tier 4 or Tier 6 Loan Lump-Sum Survivor Benefit (Death in Service)
 Refund (all tiers) Lump-Sum Survivor Benefit

If you checked a box in Section B, your replacement check(s) can be direct-deposited into your bank account. Please see pages 3 and 4 for instructions. **NOTE: Lost rollover checks CAN ONLY BE REPLACED BY A PAPER CHECK, not by direct deposit.**

STATEMENT (please list all the checks that are missing):

I have been informed by NYCERS that the type of check(s) designated above was issued to me in the amount of:

		[MM/DD/YYYY]		Type of Check per descriptions above
\$		/ /	and dated	
\$		/ /	and dated	
\$		/ /	and dated	
\$		/ /	and dated	
\$		/ /	and dated	
\$		/ /	and dated	
\$		/ /	and dated	

Sign this form and have it notarized, Page 2



Mail completed form to:
 30-30 47th Avenue, 10th Fl
 Long Island City, NY 11101

Member Number	Pension Number	Last 4 Digits of SSN

I hereby inform NYCERS that I have not received the check(s) listed on page 1. I further state that I do not know where the check(s) may be at the present time, and that I am filing this form to have a replacement check(s) issued to me in the same amount as the original check(s) issued by NYCERS.

If other circumstances exist, please state briefly (Example: Check was received but stolen or lost after receipt):

In the event that the original missing check(s) comes into my possession at any time, I promise to return it immediately to NYCERS at the above address. If at any time it is found that the original check(s) has been cashed by me, I hereby authorize NYCERS to deduct the amount of the check(s) from any future payments.

The address below is a new address to which I want the replacement check(s) and all future checks mailed.

In Care of (if Applicable)

Address	Apt. Number

City	State	Zip Code

Signature of Member	Date

Pursuant to The Penal Code of the State of New York, offering a document containing false statements or false information constitutes a felony punishable by a maximum of 4 years imprisonment. All documents suspected of containing false statements will be referred to The New York City Department of Investigation for investigation.

This form must be acknowledged before a Notary Public or Commissioner of Deeds

State of _____ County of _____ On this ____ day of _____, 20____, personally appeared
 before me the above named, _____, to me known, and known to me to be the individual described in and who executed the foregoing instrument, and he or she acknowledged to me that he or she executed the same, and that the statements contained therein are true.

Signature of Notary Public or Commissioner of Deeds _____
 Official Title _____
 Expiration Date of Commission _____

If you have an official seal, affix it



Mail completed form to:
30-30 47th Avenue, 10th Fl
Long Island City, NY 11101

- If your lost check(s) is for a:**
- Tier 3, 4 or 6 Loan, or**
 - Refund (all tiers), or**
 - Lump-Sum Survivor Benefit (Death in Service), or**
 - Lump-Sum Pensioner Survivor Benefit**

you can receive your replacement check(s) by EFT

Electronic Fund Transfer (EFT) is an Easy, Fast, Trouble-free way to have your payment deposited directly into your checking or savings account.

Why EFT?

- It is EASY: No trips to the bank in bad weather; no waiting in line to deposit the check.
- It is SAFE: No risk of a lost or stolen check.
- It is FAST: No waiting for the check to clear -- the money is available immediately to make it easier for you to meet your obligations, regardless of storms or natural disasters.

How to set up EFT for your replacement check(s):

- **Complete the first two pages of this form to report your lost check(s).**
- **Fill out the form on the back of this page to provide your banking information. Follow the instructions carefully.**
- **Mail or bring this completed form to NYCERS.**

A lost rollover check(s) cannot be replaced by EFT, only by a paper check.

PENSIONERS, PLEASE NOTE: If you are receiving your monthly pension payment by PAPER CHECK, you cannot use this form to request direct deposit. Your replacement payment will be issued as a paper check. If you would like your FUTURE monthly payments to be direct-deposited, you must complete and submit this form (Form 399) to report your lost check AND Form 380 -- Authorization for Electronic Fund Transfer (EFT). Form 380 can be downloaded from our website at www.nycers.org.

EFT....an Extremely Fast Transaction



Mail completed form to:
30-30 47th Avenue, 10th Fl
Long Island City, NY 11101

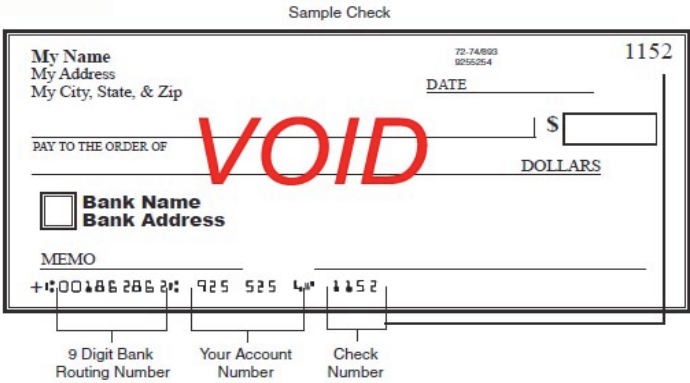


Member Number Pension Number Last 4 Digits of SSN
[Empty input fields]

Read and complete the information in this section ONLY if you checked a box on page 1 to indicate that the lost check(s) is for a Tier 3, Tier 4 or Tier 6 Loan, Refund (all tiers), Lump-Sum Survivor Benefit (Death in Service), or Lump-Sum Pensioner Survivor Benefit and you choose to have your replacement check(s) deposited directly into your account by Electronic Fund Transfer (EFT). If you do not complete this section, your replacement check(s) will be mailed to the address on file.

- Make sure you have filled out the first two pages of this form, Affidavit Concerning Lost Check(s).
• Attach one of your preprinted personal checks or preprinted savings deposit slips in the space provided below.
• If submitting a preprinted check or deposit slip write VOID (in large letters) across the face, as indicated in the sample below.
• Do NOT sign the check that you are attaching to this page.
• Write in your Bank Name, Account Number, the Bank Routing Number and select which account you want your funds directly deposited into under "Banking Information."
• Mail or bring this completed form, including complete Affidavit Concerning Lost Check(s) to NYCERS.

NOTE: Lost rollover checks can only be replaced by a paper check, not by direct deposit.



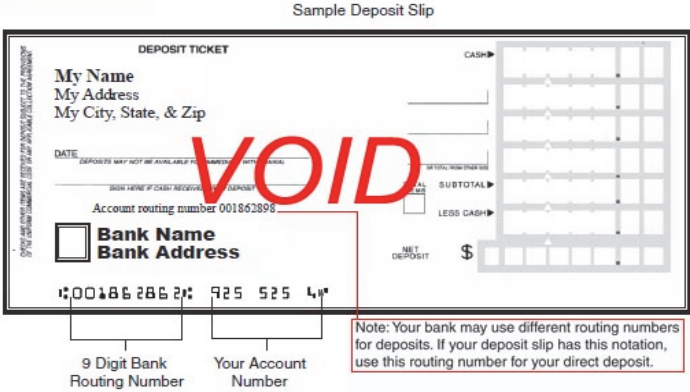
BANKING INFORMATION

Deposit to my [] Checking [] Savings

Bank Name _____

Account # _____

Bank Routing Number _____



Note: Your bank may use different routing numbers for deposits. If your deposit slip has this notation, use this routing number for your direct deposit.

What If I Still Want to Work?

Where can I work without being subject to any limits?

For **service retirees**, there are no earnings limitations if you are under age 65 and work for:

- The private sector
- Federal government
- City or State public service employment other than within New York State
- Public benefit corporations

What if I am under age 65 and want to work for NYC or NYS?

Section 212 Limit:

- You may receive income from public service employment in NYC or NYS; however, your earnings are subject to an annual limit.
- Annual Limit - \$35,000
- Must file Form 353 to be covered under this limit, otherwise max limit is \$1800.00

NOTE: Transit retirees may work for any NYC or NYS agency without any earnings limitations.



Notes

Earnings Limitations for Service Retirees

Service retirees who are returning to public service within New York City or New York State may be subject to earnings limitations. In general, Sections 211 and 212 of the New York State Retirement and Social Security Law (RSSL) govern re-employment by service retirees and earnings limitations based on various factors such as the source of income (public, private, or public benefit corporation), a retiree's age, and the issuance of a waiver (RSSL §211 only).

New York State Retirement and Social Security Law §211

This section covers service retirees hired for "hard-to-fill" positions. To be covered under RSSL §211, your prospective employer must obtain a waiver, known as a 211 Waiver, from an authorized agency. The Department of Citywide Administrative Services issues 211 Waivers for most City agencies. Service retirees must submit a copy of the 211 Waiver to NYCERS. The amount you may earn while employed by your former employer* without loss, suspension or reduction of your retirement allowance is the difference between:

1. The maximum pension portion of your retirement allowance (plus cost-of-living adjustments); and
2. The salary on which your retirement allowance was based or the maximum salary you currently would be receiving in the position from which you last retired if you had not retired, whichever is greater.

* Under Section 211, there are no earnings limitations for retirees who are hired by a different employer. **Note:** The City of New York is considered a single employer. Therefore, if you retired from one City agency and are considering working for a different City agency, it is generally considered the same employer under RSSL Section 211. If you have questions about whether your new employer is a public employer, contact NYCERS' Call Center at (347) 643-3000.

New York State Retirement and Social Security Law §212

Under RSSL §212, if you are under age 65 and return to public service or are elected or appointed to any public office within New York City or New York State, you are subject to earnings limitations. In the year 2020 and thereafter, the amount you may earn without loss, suspension or reduction of your retirement allowance is \$35,000 (subject to change by an act of the NYS Legislature). If your earnings exceed \$35,000 in a calendar year, your pension will be suspended for the remainder of that calendar year.

There are no earnings limitations if you are at least age 65 OR if you work for:

- The private sector
- The Federal government
- A public agency in another state or municipality outside of New York State
- A public agency in New York City or New York State, but only if you retired from the NYC Transit Authority

There are no earnings limitations if you return to work at a public benefit corporation (such as the NYC Health & Hospitals Corporation, the NYC Transit Authority, the NYC Off-Track Betting Corporation, etc.). However, each agency has its own policy about re-employing service retirees so you should contact the agency directly for more information.

You must file Form #353 with NYCERS electing to have the provisions of RSSL §212 apply. If you do not file Form #353, you are subject to an earnings limitation of no more than \$1,800 per year, including any pension earned. You only need to file Form #353 once to be covered by the provisions of RSSL §212. If you are returning to public service within New York City or New York State and you are over age 65, you must file Form #353 even though you are not subject to earnings limitations.

Pursuant to Civil Service Law §150, if an elected official retires and accepts appointment, is re-elected, or takes a new oath of office to the same elective public office from which they retired, they are subject to the earnings limitations in RSSL §212 – even if they are over age 65 or have filed Form #353.

Membership in a New York City or New York State Public Retirement System

If you return to City service in a NYCERS-eligible position, you have 90 days from the date of appointment to rejoin NYCERS if you wish to become a member again. If you do not rejoin NYCERS within the 90-day period, you will not be eligible to rejoin for the entire period of your post-retirement employment, and you will not receive credit for any service rendered after returning.

If you are covered by RSSL §§211 or 212 and join a New York State or New York City public retirement system other than NYCERS, the pension portion of your retirement allowance is suspended for the entire period of your membership. Various laws and NYCERS' rules govern post-retirement earnings limitations for disability retirees. This brochure details such limitations. Please refer to the section of this brochure applicable to your tier.



What If I Want to Return to City Service? ...Restored Pensioner

NYCERS FORM 352
Election by a Retiree Reentering City Service to Rejoin NYCERS

This form is for retirees who are reentering City service and who wish to rejoin NYCERS. This form must be completed and returned to NYCERS within 90 days after your return to City service. If you do not wish to rejoin NYCERS, do not file this form. Alternatively, you may file an election under Retirement and Social Security Law § 20(2) (3) to complete Form 4103. Filing Form 4103 will allow you to pay up to \$25,000 in any additional year before your pension is repaid. Should you have any questions, please contact our Call Center at (212) 643-3000.

Personal Number: _____ **Last 4 Digits of SSN:** _____ **Home Phone Number:** _____ **Work Phone Number:** _____

First Name: _____ **Last Name:** _____

Address: _____ **City:** _____ **State:** _____ **Zip Code:** _____

File

I have received City service as a _____ in the Department of _____ effective _____ as a salary of _____ per annum.

I have not received City service as a _____ in the Department of _____ effective _____ as a salary of _____ per annum.

I hereby understand that filing this form will trigger the suspension of my pension payments and cause my membership to be reinstated. I understand that I will forfeit my right to rejoin NYCERS if I do not file this form within the aforementioned timeframes.

I further understand that filing this form will trigger the suspension of my pension payments and cause my membership to be reinstated. I understand that I will forfeit my right to rejoin NYCERS if I do not file this form within the aforementioned timeframes.

*When the legislation for the calendar year 2017. This calendar legislation may be amended by an act of the New York State Legislature. Please consult the legislative action of our website in any if legislation has been enacted to reinstate the limitation.

Signature of Member: _____ **Date:** _____

This form must be acknowledged before a Notary Public or Commissioner of Deeds

State of _____ County of _____ On this _____ day of _____, 20____, I personally appeared _____ and acknowledged to me that she or he executed the foregoing instrument as her or his true and correct free will and that the statements contained therein are true.

Signature of Notary Public or Commissioner of Deeds: _____ **City:** _____ **State:** _____

Official Title: _____

Expiration Date of Commission: _____

Sign this form and have it notarized. TDDN 3/16/14

NYCERS 300 City Street, New York, NY 10007-1001 www.nycers.org 2016 Form Book, Issue 03/14 Page 1 of 1

- If you return to City service in a NYCERS-eligible position, you have 90 days from the date of appointment to rejoin NYCERS if you wish to become a member again.
- To become a restored pensioner, file an **Election by a Retiree Reentering City Service to Rejoin NYCERS, Form 352.**



Notes

Returning to Public Service After Retirement

This brochure provides information for NYCERS service retirees who return to public service within New York City or New York State. Please read the information below and contact our Call Center at (347) 643-3000 with any questions.

If You Return to Public Service in a Title Covered by NYCERS

If you return to public service in a title covered by NYCERS, you are eligible to rejoin NYCERS as a Restored Pensioner.

If you choose to rejoin NYCERS, you must submit Form #352, Election by a Retiree Reentering City Service to Rejoin NYCERS, within 90 days of your reemployment date. You must also submit a Membership Application (Form #101 for Tier 1 and 2 retirees; Form #103 for Tier 3, 4 and 6 retirees).

Your pension will be suspended during your reemployment. You will receive a new member number and will be placed back into the Tier you were in when you retired and in the plan applicable to your new title. Your membership date will be the clock-in date of your new application.

Member Contributions

You may be required to contribute to your plan when you rejoin. The amount you contribute will be based on the Tier and plan you are placed in when you rejoin.

Outstanding Loan

If you had an outstanding loan at retirement, upon returning to City service and becoming a restored pensioner, all prior loans must be repaid. NYCERS will take deductions from your paycheck until your loan is paid in full. Although an outstanding loan stops accruing interest upon your first retirement, when you restore your membership, interest will begin to accrue again. Therefore, we strongly recommend that you notify NYCERS of any outstanding loan upon becoming a Restored Pensioner to confirm that deductions will be taken from your pay check. In addition, if you do not see loan deductions taken out of your paycheck, it is recommended you immediately notify NYCERS. When you retire from your reemployment, your original retirement allowance will be recalculated to reflect your repayment of any prior loan.

New Loan(s)

You are eligible to take a new loan as long as you have met the minimum loan requirements under your Tier. For loan purposes, your new membership is considered a continued membership, but there must be at least a one-year lapse since your last loan.

Retirement Benefit

1. If you accrue three or more years of membership service after restoration, that service can be combined with the original years of service when you retire from your reemployment. Your retirement benefits will be recalculated using your highest Final Average Salary. In addition, you will be able to choose a new option on the previous service when in combination with the new service.
2. If you retire with less than three years of service after restoration, you will not be allowed to re-choose an option under your previous benefit. That benefit will resume and you will also be entitled to a new additional pension (with a choice of a new option on the additional benefit) based on the restored period of service.

Returning to Public Service After Retirement – Brochure #984 – Page 1



340 Jay Street, Brooklyn, NY
Mezzanine level



www.nycers.org



(347) 643-3000



30-30 47th Avenue, 10th Floor
Long Island City, NY 11101

NYCERS WALK-IN and CALL CENTER Hours: Monday & Wednesday 8 am – 6 pm | Tuesday & Thursday 8 am – 5 pm | Friday 8 am – 3 pm

If You Return to Public Service in a Title Covered by Another City or State Retirement System

You must notify NYCERS if you return to public service in a title covered by another City or State retirement system. If you join the other retirement system, you must notify NYCERS, and your NYCERS pension will be suspended during your employment. You will be eligible to join the other retirement system in the same Tier that you were in when you retired from NYCERS. When you retire from the other retirement system, your NYCERS pension will be reinstated.

If You Return to Public Service and Do Not Rejoin NYCERS or Join Another City or State Retirement System

If you do not rejoin NYCERS or join another retirement system, you may be subject to certain earnings limitations. Once you have reached your annual earnings limitation, your pension will be suspended for the remainder of the calendar year. These limitations are described in NYCERS Fact Sheet #958, Earning Limitations for Service Retirees.

Option Insurance

When you retired, you may have elected an option that pays a continuing benefit after your death. That option will no longer be in effect once your pension is suspended. If you die while your pension is suspended, your beneficiary will not be entitled to receive a monthly allowance.

You may choose to protect the benefit payable under such option during periods of suspension by electing Option Insurance. Whether or not you rejoin NYCERS or join another retirement system after returning to public service in New York City or New York State, if you chose an option at retirement, you will receive a letter giving you the opportunity to purchase Option Insurance; the letter will provide the monthly cost and the necessary form. You will have 60 days from the date of the letter to elect the insurance.

Returning to Public Service After Retirement – Brochure #984 – Page 2



**340 Jay Street, Brooklyn, NY
Mezzanine level**



www.nycers.org



(347) 643-3000



**30-30 47th Avenue, 10th Floor
Long Island City, NY 11101**

NYCERS WALK-IN and CALL CENTER Hours: Monday & Wednesday 8 am – 6 pm | Tuesday & Thursday 8 am – 5 pm | Friday 8 am – 3 pm

Cost-of-Living Adjustment (COLA)

The Cost-of-Living Adjustment (COLA) is an annual adjustment to your retirement allowance that is based on the Consumer Price Index (CPI). Certain retirees are eligible to receive a Cost-of-Living Adjustment, which is paid every September.

Who is eligible to receive a Cost-of-Living Adjustment?

- Disability retirees, regardless of age, who have been retired for at least five years
- Service retirees who are at least age 62 AND who have been retired for at least five years
- Service retirees who are at least age 55 AND who have been retired for at least 10 years
- Beneficiaries receiving an Accidental Death Benefit, regardless of age, who have been receiving that benefit for at least five years
- Spouses receiving a Joint-and-Survivor benefit are eligible to receive 50% of the monthly COLA for which the retiree would have been eligible

Who is not eligible for a Cost-of-Living Adjustment?

- A surviving spouse who is a Designated Annuitant of a retiree who died on or after January 1, 1980
- Most Tier 3 retirees, because the statutory escalation they are receiving is greater than the COLA that would otherwise be payable
- Non-spouse beneficiaries
- Beneficiaries of retirees who chose the 5- or 10-Year Certain Option

How does my COLA relate to the Consumer Price Index?

The CPI is generally considered the best measure for adjusting payments to consumers when the intent is to allow consumers to have equivalent purchasing power for goods or services, even though prices for goods and services may have risen from year to year. The law specifically states that the COLA amount shall not be less than 1% nor more than 3% in any year, and will be based on:

- The CPI for each calendar year
- 50% of the annual inflation rate (as determined by the CPI) in the one-year period ending March 31st prior to the COLA payment the following September

How is the COLA increase calculated?

The COLA calculation is based on 50% of the CPI, multiplied by either \$18,000 or your Annual Maximum Retirement Allowance (including any prior years' COLA payments), whichever is less.

How can I have my pension check deposited directly to my bank account?

NYCERS can deposit your check directly into your bank account via Electronic Fund Transfer (EFT). It's easy, reliable and safe. Retirees with a registered MyNYCERS account can sign up for EFT online instead of submitting a paper application. Register for and/or log in at www.nycers.org and look for "Update Pension Payment Method." Alternately, visit www.nycers.org, download and complete Form #380, and mail it in. Be sure to include a voided preprinted check or savings deposit slip.

Where can I find more NYCERS information?

- Register for and/or log in to MyNYCERS at www.nycers.org. MyNYCERS account holders can go online to change their address and Federal tax withholding, set up direct deposit of their check, and download their Award Letter and latest 1099R tax form.
- Visit NYCERS' website at www.nycers.org to access our brochures, forms and publications.
- Contact NYCERS' Call Center at (347) 643-3000.

Cost-of-Living Adjustment (COLA) – Fact Sheet #707



340 Jay Street, Bklyn, NY
Mezzanine level



Forms, Brochures,
Fact Sheets at
www.nycers.org



Upload Documents at
www.mynycers.org



(347) 643-3000
M - F, 8am to 5pm



30-30 47th Avenue, 10th Fl.
Long Island City, NY 11101



Mail completed form to:
30-30 47th Avenue, 10th Fl
Long Island City, NY 11101



Change of Address Form

This application is for members who wish to change their address that NYCERS has on file. Should you have any questions regarding this application, please contact our Call Center at 347-643-3000.

Member Number	OR	Pension Number	Last 4 Digits of SSN	Phone Number
				()

First Name	M.I.	Last Name

New Address:

IN CARE OF (IF APPLICABLE)

Address	Apt. Number

City	State	Zip Code

Previous Address:

IN CARE OF (IF APPLICABLE)

Address	Apt. Number

City	State	Zip Code

If you are currently receiving monthly payments from NYCERS, check one of the following boxes only.

Continue sending my check to the bank.

OR

Cancel sending my check to the bank.
Please send my check to my new address, as listed above.

Signature of Member	Date

This form must be acknowledged before a Notary Public or Commissioner of Deeds

State of _____ County of _____ On this ____ day of _____ 20____, personally appeared

before me the above named, _____, to me known, and known to me to be the individual described in and who executed the foregoing instrument, and he or she acknowledged to me that he or she executed the same, and that the statements contained therein are true.

Signature of Notary Public or Commissioner of Deeds _____
Official Title _____
Expiration Date of Commission _____

NYCERS CALL CENTER HOURS:

The Call Center (347-643-3000) is open Monday through Friday, 8 am to 5 pm, to answer questions and schedule consultations. Telephone and video consultations are available to maximize your health and safety. Due to increased volume, you may experience longer wait times, and voicemails may be returned after hours.

EXPANDED ONLINE SERVICES ARE NOW AVAILABLE

- The following forms can be submitted online at www.mynycers.org after registering (new MyNYCERS users) or re-registering (current MyNYCERS users) your online account. Registration instructions are provided on the website.
 - Loan (Tier 3, 4, 6)
 - Buyback
 - Change of Address and other contact information updates
 - Beneficiary and Guardian
 - Online Payment
 - Refunds
 - Federal Tax Withholding (retirees)
 - Direct Deposit (pension payments, loans, and refunds)
- New York City employees who are eligible for NYCERS membership and have not yet joined may submit a [NYCERS Membership Application online](#). Registration is not required.
- [All other forms can be downloaded HERE](#). Once you have completed the form you can upload it in your secure MyNYCERS account (log in and look for the link labeled "Upload a Form or Document"), or mail it to NYCERS at 30-30 47th Ave., Suite 1010, Long Island City, NY 11101. NYCERS also accepts forms and documents by fax to 347-643-3884, but please note that faxed documents will take longer to process. Fully completed forms may also be placed in a secure Drop Box at NYCERS' 340 Jay Street entrance Monday through Friday, 8 am to 5 pm.

Customer Service Hours #740



(347) 643-3000



www.nycers.org



MAIL

30-30 47th Ave., 10th Floor
Long Island City, NY 11101

CLIENT SERVICES

Form drop-off Location

340 Jay Street, Mezzanine Level,
Brooklyn, NY 11201

Call Center

(347) 643-3000
1-877-6NYCERS
347-643-3501 - TTY (hearing impaired)

Business Hours

Monday - Friday 8:00 AM - 5:00 PM

WEBSITE

www.nycers.org

**Produced by NYCERS' Pension Outreach Programs
and Communications Divisions
Printed by NYCERS' Facilities, LIC**